

Methodologies for publishing linked open government data on the Web: a systematic mapping and a unified process model

Bruno Elias Penteadó^{*}, José Carlos Maldonado, Seiji Isotani
Institute of Mathematics and Computer Science, University of São Paulo, SP, Brazil
E-mail: brunopenteadó@alumni.usp.br

Editor: Jens Lehmann, University of Bonn, Germany

Solicited reviews: Erwin Folmer, University of Twente, Netherlands; Fathoni A. Musyaffa, University of Bonn, Germany; Luis-Daniel Ibáñez, University of Southampton, UK; Martin Necaský, Charles University in Prague, Czechia; Michael Martin, University of Leipzig, Germany; Marijn Janssen, Delft University of Technology, Netherlands; One anonymous reviewer

Abstract. Since the beginning of the release of open data by many countries, different methodologies for publishing linked data have been proposed. However, they seem not to be adopted by early studies exploring linked data for different reasons. In this work, we conducted a systematic mapping in the literature to synthesize the different approaches around the following topics: common steps, associated tools and practices, quality assessment validations, and evaluation of the methodology. The findings show a core set of activities, based on the linked data principles, but with additional critical steps for practical use in scale. Furthermore, although a fair amount of quality issues are reported in the literature, very few of these methodologies embed validation steps in their process. We describe an integrated overview of the different activities and how they can be executed with appropriate tools. We also present research challenges that need to be addressed in future works in this area.

Keywords: linked data, linked open data, linked open government data, systematic mapping, methodologies

1. Introduction

Open government data (OGD) has proliferated in the last decade in most of the countries, with an increase in the number of datasets available on the Web. It intends to transform democracy by leveraging the value of data for society through the principles of openness, participation, and collaboration [1]. Thus, open data serves as a mechanism to promote citizen engagement with governments [2]. However, these efforts still have some limitations. According to a report from the World Wide Web Foundation [3], only 7% of the data is fully open, only half of the datasets are

machine-readable, and only one-fourth has an open license.

With this increase in the number of data available to the public, linking and combining datasets have become important research topics [4, 5]. Although many data consumers can achieve their goals using only one dataset, more value can be obtained by exploring different, and related data sources [6, 7].

The pioneering initiatives in the U.S. and U.K. to produce linked government data have shown that creating high quality linked data from raw data files requires considerable investment into reverse-engineering, documenting data elements, data clean-up, schema mapping, and instance matching [8, 9]. In addition, a bulk of data files were converted using triplification tools, using minimal human efforts [10] without much cura-

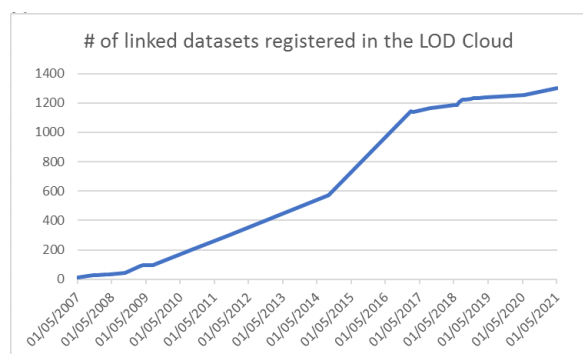
^{*}Corresponding author. E-mail: brunopenteadó@alumni.usp.br.

tion, therefore limiting the practical value of the resulting RDF.

³ Alternatively, datasets that are curated and of high quality are limited to restricted subjects (e.g., life sciences, such as in <https://bio2rdf.org>), due to the effort needed to create these datasets. The very few public data initiatives that do follow the Linked Data paradigm mainly focus on the metadata for the discovery layer of the datasets, therefore leaving out the significant value of analyzing and linking the information contained in the data itself, lacking practical approaches for publishing high-quality linked government data [4, 8].

¹⁴ The production of linked data has been increasing since its conception, as can be seen from the number of datasets available in the Linked Open Data (LOD) Cloud [11], and compiled in Figure 1. Government data has many vital applications [12–16], and it is one of the most popular categories of the LOD cloud, with almost 200 linked datasets to date. According to the Open Knowledge Foundation's Open Data Index (<https://index.okfn.org/dataset/>), some government domains are published more often than others by different countries. As of 2017 (latest version of the Index), the government budget and national statistics are the most common domains among 94 countries surveyed. Land ownership and detailed government spending are the least published.

²⁹



⁴¹

⁴²

Fig. 1. Number of datasets in the LOD cloud, since 2007 (numbers taken from <http://lod-cloud.net>).

⁴⁵

⁴⁶ Even though Semantic Web technologies based on this idea have flourished, only a tiny portion of the information on the World Wide Web is presented in a machine-readable way (CSV, XLS, and XML files, in most cases). Notably, in open government data, this number is still low. For example, in [17], the au-

thors elicited open datasets from federal, state, and municipality-level in Brazil and encountered no files with linked data and just one case in which RDF datasets were found. A similar picture in Colombia [18], Italy [7], and in Greece, [19], with 5%, 5%, and 2% of the datasets in the 4th or 5th level, respectively. A look into the *data.gov* portal (from the US, with different national levels) shows that there is around 2.5% of datasets in RDF format¹, not explicit if they are in the 4th or 5th level, according to Berners-Lee's classification [6]. This low availability may be because government initiatives are evaluated according to whether they comply or not with the law and not based on the usefulness of the information provided [20].

As will be outlined in the next section, some methodologies for publication of linked open government data were proposed, but the adopters claim that they are too generic for their purpose, without guidelines for software tools, templates, techniques, or other artifacts that could help in the adoption of this technology [7, 21, 22]. Although there are many guidelines for publishing linked data on the Web, many producers do not have sufficient knowledge of these practices. Few studies detail the whole process, leaving out the methods, tools, and procedures used [23], and proposing ad-hoc methods to produce linked open data, usually based only on the four principles with different interpretations on how to implement them. In [24] it is indicated, based on interaction with practitioners, that literature on publishing Linked Open Government Data (LOGD) has dealt with less complex, non-operational datasets and needs an engineering point of view, the identification of practical challenges, and consider the organizational limitations. In [7] the authors also argue on similar issues, such as linking quality to external datasets, the lack of domain-specific ontologies, and their proper alignment when they exist, and the expertise in SPARQL queries when consuming linked data.

Besides, several problems have been occurring regarding the quality of the linked data published on the Web. For instance, Hogan et al. [25] identified three recurrent problems by surveying LOD papers from the Semantic Web Journal: the existence of inadequate² links in the published dataset, compromised quality of

¹ Although RDF is not the only serialization format towards linked data, it is acknowledged that it is the most popular format and can be used here as a proxy for the use of linked open government data.

² As described by the authors, *inadequate* means out-of-date or dead links, lacking connection to other datasets.

1
2
3
4
5
6
7
8
9
10
11
12
13
14
15
16
17
18
19
20
21
22
23
24
25
26
27
28
29
30
31
32
33
34
35
36
37
38
39
40
41
42
43
44
45
46
47
48
49
50
51

the dataset, and global impact of the LOD dataset in terms of replicability of the overall process.

³ In this work, we aim to systematically map the literature regarding the processes and methodologies developed to publish linked open government data on the Web, targeting data publishers who seek to publish LOGD systematically correctly. Furthermore, we set out the research questions willing to discover the activities, tools, and quality control checks employed in LOGD publication and how they were evaluated. Finally, we integrate the findings into a unified model and discuss key challenges that remain to be explored.

13

14

2. Background

16

2.1. Open government

18

¹⁹ Since the late 2000's governments around the world started to move towards publishing increasing volumes of government data on the Web, perhaps most notably after the launch of national data portals in the United States (www.data.gov) and the United Kingdom (www.data.gov.uk). This opening has been happening according to the Open Data philosophy³, making government data freely available to everyone without any restriction. Since then, many countries and cities started to publish their information on the Web. The main motivation for such movement was the expected impact in society: increasing transparency and democratic accountability, supporting economic growth by stimulating new data-based products and services, and improving how public services are delivered [8, 26]. As a result, citizens that search open government data (OGD) on the Web are involved in a time-consuming process, which includes: (a) identification of relevant sources, (b) consistency checking of information (c) aggregation of information. In addition, other barriers are present such as the lack of domain and technical expertise to understand, process and use analytical and visualization tools.

⁴² OGD provision presents some limitations that hamper data reuse. The organizational limitations originate mainly from the fact that in public administration, each agency manages data according to their norms since there is no central entity assigned with this role. Also, public agencies formulate hierarchical structures that

48

⁴⁹³ Open data refers to data that "can be freely used, reused and redistributed by anyone". Definition available at: <http://opendatahandbook.org/guide/en/what-is-open-data/>

contain several administrative levels. This organizational structure of the public sector suggests that in certain cases public agencies in different administration levels and different functional areas produce, maintain and possibly disseminate similar data, i.e. data about the same real-world object (e.g. a specific school) or the same real-world class (e.g. schools) [27]. The decentralization of open data publishing leads to data heterogeneity which makes the data hard to link, integrate and analyze, even when the domain and technical expertises constraints are satisfied.

Many studies [28–30] illustrate that the use of OGD is often hampered by the multitude of different data formats and the lack of machine-readable data, imposing restrictions on their consumption by end-users, in terms of discoverability, usability, understandability, access, and quality, among other aspects. Besides, even when the formats available are the same the information may be structured differently - with different labels or different granularities. Although publishing government information as open data is a necessary step to realize the mentioned benefits, it is not sufficient. In practice, gaining access to raw data, placing it into a meaningful context, and extracting valuable information is extremely difficult [31]. A possibility of reusing open government data is by linking them to other data so that relationships with other data can be explored [6].

2.2. Linked data principles

In summary, Linked Data is about using the Web to create typed links between data from different sources - with diverse combinations of organizations, data formats, and exchange standards [32]. It refers to data published on the Web in such a way that it is machine-readable, its meaning is explicitly defined, and it is linked from/to other external data sets. Berners-Lee [6] outlined a set of design principles for publishing and connecting data on the Web, to become part of a single global data space, establishing the principles for linked data:

1. Use URIs as names for things;
2. Use HTTP URIs so that people can look up those names;
3. When someone looks up a URI, provide useful information, using the standards (RDF, SPARQL);
4. Include links to other URIs, so that they can discover more things.

1
2
3
4
5
6
7
8
9
10
11
12
13
14
15
16
17
18
19
20
21
22
23
24
25
26
27
28
29
30
31
32
33
34
35
36
37
38
39
40
41
42
43
44
45
46
47
48
49
50
51

These were the initial principles to publish linked data on the Web. Berners-Lee [6] extends these principles to include the concept of open, by defining the 5-star scheme for linked open data, interested particularly in government data, but arguing that it could be also used for other types of sources:

- ★ Available on the Web (whatever format) but with an open license, to be Open Data;
- ★ ★ Available as machine-readable structured data (e.g. Excel instead of image scan of a table);
- ★ ★ ★ as (2) plus non-proprietary format (e.g. CSV instead of Excel);
- ★ ★ ★ ★ All the above, plus use open standards from W3C (RDF and SPARQL) to identify things so that people can point at your stuff;
- ★ ★ ★ ★ ★ All the above, plus: link your data to other people's data to provide context.

Linked open data extends the concept of *open data*. Open data is data that is publicly accessible via the Internet, without any physical or virtual barriers to accessing them. Linked Open Data, in turn, is data that allows relationships to be expressed among these data, enriching the datasets with complementary information from elsewhere [33]. This extension carries complex issues such as different granularities, data alignment, transformation, and storage but also brings important benefits: contextualization of data and background information, by using additional information from other sources; automatic reasoning by software agents, among others. The emergence of the Linked Data principles has introduced new ways to integrate and consolidate data from various and distributed sources [32, 34]. This 'Web of data' aims at replacing isolated data 'silos' with a giant distributed dataset built on top of the Web architecture, usable both by software agents and humans [35, 36]. Thus, Linked Open Government Data enables the semantic interoperability of public administration information [7], enabling data consumers to create new services and applications by connecting different data sources, extracting maximum value and supporting reuse in unanticipated contexts [37]. In [38] it is argued that linked data is the best way to meet the three main requirements for which government data should be available on the Web: i) to increase citizen awareness of government functions to enable greater accountability; ii) to contribute valuable information about the world and iii) to enable the government, the country, and the world to function more efficiently.

3. Related works

The production and publication of linked data are intensive engineering processes that demand high efforts to achieve high quality and existing general guidelines may not be sufficient to make the processes repeatable [39]. Since the conception of linked data, some principles and processes were proposed, with varying degrees of sophistication, practices, and tools.

The following studies presented some form of synthesis from previous methodologies. In [20] the authors also presented a systematic review of OGD initiatives (not linked data in particular) and presented a lifecycle deduced from the related papers, along with related challenges in different levels (organizational, economic and financial, policy, legal and cultural). In [40] the authors compiled the steps from 8 different linked open data methodologies but did not specify what were the criteria to select the primary studies. However, the proposed framework is also at a high level of abstraction. The LOD2 Project [41] also developed a lifecycle for linked data and provided software tools for the steps, although leaving out important steps - such as data modeling, alignment, and the publication of the data on the Web.

This study complements other systematic mappings or reviews, such as those of [42], which surveyed the adoption of best practices for publishing linked data, discussing which of the W3C best practices [43] are explicitly more present in the literature; and the systematic review on the use of software tools for linked data publishing, conducted by [44], which points out that most of the current state-of-the-art tools are concentrated in only a few of the steps of the publishing process, leaving important steps out. These systematic mappings did not provide information on the tasks involved during the process of linked data production. Moreover, in [23] the authors performed a systematic mapping of publishing and consuming data on the Web - a more generic approach than the one in the present study. One of their findings was that most of the papers surveyed did not mention publishing methodologies (28 out from 46) and most of the ones which did (12 from the remaining 18) just used the basic linked data principles as a guideline for the process. Other systematic mappings/reviews were carried out in different domains, such as enterprise linked data [45] and education [46, 47], and applications such as linked data mashups [48], recommender systems [49], quality assessment [50].

1 To the best of our knowledge, there is no systematic mapping of linked open government data methodologies in the literature. Government data reflects the structural organization of the different bodies of the public administration. Even though they share the same top governance which provides the general guidelines, usually each public body has autonomy to collect, process and publish under their own norms. Thus, in this work, we sought to make a systematic mapping of methodologies proposed in the literature, to provide a synthetic comparison of the steps, tools, and validations proposed by these methodologies and how they were evaluated. Additionally, we propose a generic model, integrating these findings, and embedding some contemporary practices, such as those in the W3C's *Data on the Web Best Practices* (DWBP) [51], that can be applied in different settings.

18

19

4 Methodology

21

22 In this paper, we use the systematic mapping method [52], aimed to identify research related to a specific topic to answer a broad question, essentially exploratory (e.g. *What is known about X?*), preserving the reproducibility of the study - since the objective of this paper is to present an overview of the literature to investigate the development of methodologies for publishing linked open government data. This is a complementary perspective with the systematic review [53] in which the effectiveness of treatments are aggregated and compared. The systematic mapping consists of 5 steps: definition of the research questions, search for primary studies, screening of papers for inclusion and exclusion, keywording of abstracts, and data extraction and mapping of studies. The complete results are available online: <https://purl.org/caed/swj>.

38

4.1. Research questions

40

41 The research questions defined in this work aim to gather information about how to effectively publish linked open data in government settings, both for the steps involved and for the tools developed to accomplish it. We argue that this is an important contribution to the scientific community and practitioners alike, to describe what has been done and the gaps that should be addressed to systematically publish LOGD. Data quality plays a crucial role in the reuse of government data [28, 54, 55], so we sought to investigate what tasks were systematically embedded along the process

to assure the quality of the published data. Data quality carries many different dimensions [56]. In this work we sought to find any kind of quality procedures, in particular verification and validation steps, involved in the methodologies to assure data quality. At last, we examined how the proposed methodologies were assessed to understand the rigor applied in their evaluation. This is important to understand what are the limitations of the proposals, given the constraints in which they were evaluated. Thus, we defined the following research questions:

- RQ1. *What are the common steps among the different methodologies proposed?*
- RQ2. *What tools and vocabularies were used or recommended to support the steps?*
- RQ3. *How were the methodologies evaluated empirically?*
- RQ4. *What quality control tasks were specified to assure better data quality?*

The answers to these questions provide a big picture of the relevant literature, with important steps to suggest a clear methodological framework for the publication of LOGD.

4.2. Search strategy

The following datasets were used for this systematic mapping since they are the most significant repositories in subjects that involve Computer Science: ACM Digital Library, IEEE Explore, Science Direct, Springer Link, ISI Web of Knowledge and Scopus. Google Scholar was also included since many studies are not indexed by these repositories, but only a fraction of its results were used, as discussed in the threats to validity subsection.

The keywords used to cover the research questions were *methodology*, *publishing* and *linked open government data* and their synonyms were considered to elaborate on the search string (Table 1).

4.3. Study selection

The selection of the studies should reflect the primary works to identify different types of methods used to publish linked open government data. To that end, we elaborated the following criteria:

Table 1
Terms used for the search.

3	<i>methodology OR process OR pipeline OR guideline OR "best practices" OR framework</i>
4	<i>(publishing OR publication OR production OR opening)</i>
5	<i>("linked government data" OR "linked open government data" OR "government linked data" OR "government open linked data" OR ("open government" AND ("linked data" OR "linked open data")))</i>

11 – Inclusion criteria

- 12 * The study provides a process for publishing linked data in government settings as the main contribution;
- 13 * The study is from a peer-reviewed source;
- 14 * The language of the study is English;
- 15 * The text of the study is available;

19 – Exclusion criteria

- 20 * The study does not present a process for publishing LOGD;
- 21 * The study is a previous version from another in the list;
- 22 * The study focuses on the application of LD in a specific domain;
- 23 * The study only investigates one step of the process;
- 24 * The study does not investigate linked data, but open data more generally.

32 The procedure for selecting the primary studies for this mapping was carried out in late March 2020. There was institutional access using the university’s subscriptions to these databases⁴. In cases where multiple papers from the same authors referred to the same topic, but in different stages of maturity, we chose the most recent one - if related to the topic under study. As shown in Figure 2, we applied the concrete string, adapted according to each database, separately. Subsequently, the duplicated versions were removed. Next, we applied the inclusion and exclusion criteria to every study, considering the title, abstract, and, when in doubt, the full-text. Finally, we had the final set which we could extract the data to answer the research questions.

⁴University of São Paulo Integrated Search: http://www.buscaintegrada.usp.br/primo_library/libweb/action/search.do and CAPES Scientific Journals Gateway: <http://www.periodicos.capes.gov.br/>




Fig. 2. Procedure to select the final studies.

4.4. Threats to validity

Systematic mappings may present multiple threats to validity [57]. We composed the search string into three aspects: process, publishing, and linked open government data. The use of synonyms was based on textual analysis. These terms, particularly for linked open government data, were difficult to specify, because they had a different ordering of words and sometimes not used together. We acknowledge that some synonyms may be missing, which may cause some studies to be left out. To control the quality of the results, we used the studies described in the W3C Linked Data Best Practices [43] as a control to tune the query string, i.e., the papers cited in the recommendation were also returned by the search string. We also restricted ourselves to the execution of the query in the data repositories, not applying manual searches in other platforms. Some papers were not available, and for those, we searched on the Web for a copy and contacted the first author to try to obtain a copy of the work, but sometimes that was not possible. For Google Scholar, only the first one hundred results were considered, since it returned thousands of links and from that moment on, no other study was selected. At last, the synthesis of the papers were made based on the information provided by the papers’ full text. Any implicit information could not be assumed.

5. Results

The final selection resulted in 25 primary papers, with dates ranging from 2011 to 2020, which were used to extract information regarding the research questions. Table 2 presents the selected papers. We notice that important studies were made at the beginning of this decade and it has again been leveraged in the last few years. The reason for the creation of these

methodologies in the period of 2011-13 is arguably the deployment of governmental open data portals, such as in the USA (2009)[58] and the UK (2010) [59] that released hundreds of datasets in their first years, glimpsing the opportunity for a "Web of data" [6]. However, none of the papers, since 2016, cited a different reason for not existing a large scale production of LOGD. One possible reason is the realization that publishing linked open data encompasses more than technological steps. In the last few years, the concept of a *data ecosystem* has evolved, trying to capture socio-technical aspects and their interrelations.

13

14

15

Table 2
Final set of primary papers selected.

ID	Reference	Publication	Year
W1	Mahmud et al. (2019) [60]	Conference	2020
W2	AlSukhayri2019 et al. (2019) [61]	Journal	2019
W3	Laessig et al. (2019) [21]	Chapter	2019
W4	Fleiner (2018) [62]	Conference	2018
W5	Elmekki et al. (2018) [63]	Conference	2018
W6	Krataithong et al. (2018) [64]	Conference	2018
W7	Charalabidis et al. (2018) [65]	Chapter	2018
W8	Martins et al. (2018) [66]	Conference	2018
W9	Buranarach et al. (2017) [67]	Conference	2017
W10	Klein et al. (2016) [68]	Conference	2016
W11	Attard et al. (2015) [20]	Journal	2016
W12	Kim et al. (2015) [69]	Conference	2016
W13	Ngomo et al. (2014) [70]	Chapter	2014
W14	Al-Khalifa (2013) [71]	Conference	2013
W15	Kaschesky & Selmi (2013) [72]	Conference	2013
W16	Sorrentino et al. (2013) [73]	Chapter	2013
W17	Maali et al. (2012) [9]	Conference	2012
W18	Janev et al. (2012) [74]	Conference	2012
W19	Ding et al. (2012) [75]	Chapter	2011
W20	Klerk (2011) [76]	Chapter	2011
W21	Villazón-Terrazas et al. (2011) [77]	Chapter	2011
W22	Lebo et al. (2011) [10]	Journal	2011
W23	Salas et al. (2011) [78]	Chapter	2011
W24	Hyland & Hyland-Wood (2011) [79]	Chapter	2011
W25	Cifuentes-Silva et al. (2011) [80]	Conference	2011

47

48 *RQ1. What are the common steps among the different methodologies proposed?*

50 This research question aimed to map what are the commonalities and differences among the different

methodologies that have been proposed for publishing linked open government data. One first challenge was to find the correct granularity for this. Most of the studies divided the publication into phases and, in turn, in more atomic steps with clearer outputs. To analyze these data, we mapped out all the activities that were explicitly described as an important step in the papers, creating a matrix of steps \times studies, as in Figure 3.

Figure 3 lists all the explicit tasks identified and close to their ordering, as described in the papers.

The first step, sometimes implicit, concerns the *selection of datasets* to be published as linked data and leverages existing open datasets or new ones, the identification of their structure, and so on. In this step, it is important to consider relevant data, in the sense that they have a high demand in the society and reflect important aspects of public administration, and that present quality indicators such as completeness, accuracy, and timeliness [81].

Next, some studies consider *cleaning up the data*, to remove inconsistencies, typos, or problems with the structure of the data. In government scope, datasets are created by different agencies, using different formats, different levels of granularity for the data and the metadata. This stage is necessary to fix errors, remove duplicates, and get the data ready to prepare for transformations [9], usually in the form of tabular data.

One of the pillars of linked data is the unique and persistent identification of data resources. As such, the careful *design of URIs* must also be considered. Any kind of information represented by the data (digital document, person, company, organization, place, and so on) must be identified by a URI. By requesting this URI, the Webserver returns information about the thing identified by the URI (called dereferencing). In [82] the use of different protocols that can be used to provide this uniqueness of the resource is discussed. But, as pointed out by [6], the HTTP protocol should be chosen, since it provides a robust mechanism for lookup. As a recommendation [82], the URI should be i) short and mnemonic, to be readable and remembered by humans, embedding certain information such as the source organization, the dataset name, their version, etc; ii) stable, making the URIs last as long as possible, planning for decades; iii) manageable, so that it does not break consumers' code over time.

As different data sources may expose the same information in different representations, there is a need for a consensus on how to represent this data. A step

1
2
3
4
5
6
7
8
9
10
11
12
13
14
15
16
17
18
19
20
21
22
23
24
25
26
27
28
29
30
31
32
33
34
35
36
37
38
39
40
41
42
43
44
45
46
47
48
49
50
51

Article / Step	W1	W2	W3	W4	W5	W6	W7	W8	W9	W10	W11	W12	W13	W14	W15	W16	W17	W18	W19	W20	W21	W22	W23	W24	W25	total	
Select data		X	X	X	X	X	X	X	X	X	X	X	X	X	X	X	X	X	X	X	X	X		X	X	23	
Clean-up source data		X	X		X		X		X	X							X		X	X		X				10	
Design URIs				X			X					X								X	X	X		X	X	8	
Define vocabularies		X	X	X		X		X				X		X	X			X	X	X				X	X	13	
Specify metadata	X		X	X			X	X			X							X		X	X	X		X	X	12	
Mapping of vocabularies	X	X				X	X	X	X	X		X	X		X	X			X	X	X		X			15	
Link to other data sources		X	X	X	X		X				X		X		X	X	X	X	X	X	X					14	
Enrich the dataset							X			X	X		X		X	X		X		X		X				9	
Convert to RDF	X	X	X	X	X	X	X	X	X	X		X	X	X	X	X	X	X	X	X	X	X	X	X	X	X	24
Clean-up RDF data																					X					1	
Version the datasets							X				X											X				3	
Define licenses			X				X														X				X	4	
Create and maintain data portal							X					X						X	X						X	5	
Publish the data	X	X	X	X		X	X	X	X	X	X	X	X	X	X	X	X	X	X		X	X	X		X	X	22
Enable discovery				X							X				X				X		X					5	
Build apps on top of data	X	X		X			X			X	X	X	X		X				X		X				X	12	
Engage with community			X				X																			2	
Define non functional requirements													X		X										X	3	
Define maintenance and preservation tasks											X		X							X					X	4	

Fig. 3. Mapping of tasks and studies for the selected methodologies. The last column accounts for the total number of appearances.

is the *definition of vocabularies*⁵, analyzing when to reuse existing ones or to build new ones, depending on the context of the data. [79] argues that this is a way to unlock data and make it more widely available to the public. The publishers should sketch what it is necessary to investigate how others are using and representing these same concepts and reuse this conceptualization to facilitate data merging and reuse, using existing authoritative vocabularies in widespread usage to describe common types of data. However, it is more likely that only more general concepts are used elsewhere and the specifics of the data are not all covered by these concepts. Thus, one needs to create vocabularies for the specific concepts and make it available on

48

⁴⁹⁵In most of the studies the following terms are used interchangeably: vocabularies, taxonomies and ontologies. In this work we use the same approach.

the Web so that other users may reference it to understand the data or reuse these concepts.

The *specification of metadata* - data describing the resources, both for the dataset and the data content - is also considered as a step to describe what is being published to the potential consumers, so that they can discover, understand and validate the data and encourage the reuse. The basic information varies according to the public administration guidelines, specifying if it is mandatory or optional when publishing new data. There are three common categories of metadata: descriptive, regarding the description of resources for purposes of discovery and identification (title, name, author, etc.); structural (schema and data dictionary); and administrative, to help manage the resource (when it is created, provenance, license, technical information, preservation, etc). A good practice is to publish these metadata both in human- and machine-readable

1
2
3
4
5
6
7
8
9
10
11
12
13
14
15
16
17
18
19
20
21
22
23
24
25
26
27
28
29
30
31
32
33
34
35
36
37
38
39
40
41
42
43
44
45
46
47
48
49
50
51

formats, so that it can be processed by humans and computer agents [51].

³ Next, the careful *mapping of the vocabularies to data* is performed. This modeling step is needed to create the RDF structure to be represented from the original data. Simpler approaches adopt a field-to-field mapping (such as direct mapping⁶), where a column from the original tabular data is transformed to an RDF property, and files or tables are transformed as ontology classes in the resulting graph. Complex approaches adopt hierarchical representations or coding schemes from the same tabular data. Many different mapping patterns can be applied[83], varying according to the desired expressiveness of the resulting and the context of the publication.

¹⁶ The great advantage of linked data is to *reuse data from external data sources*, to discover additional information and create a Web of Data. To that end, the following tasks must be carried out: i) identify and select the external sources with which one wants to link the data, such as Dbpedia⁷ or GeoNames⁸; ii) specify the access method to the target datasets (RDF dump, SPARQL endpoint); iii) specify how to relate source and target resources that should be linked, by analyzing possible joining points, either by or creating matching rules; iv) create the links, generating additional information that can be stored in a different file or triplestore; v) validate the links created, by assessing multiple evaluation metrics and adjusting misalignments.

³¹ Some studies use this linking to perform the *enrichment of the dataset*, importing data from the external sources, and extending the knowledge base schema. Two approaches are the most common[70]: i) the *evolutional enrichment*, in which the ontological structure is not created upfront, but instead, the data is published in its simpler form and extended as more external data is linked, enabling a more agile development; ii) *ontology engineering methods*, when existing data is analyzed to improve its schema, applying heuristics or machine learning techniques to find axioms, which can be added to an existing ontology. The enrichment can be performed before or after the conversion to RDF

⁴⁴ Having the original data, metadata, and mappings to vocabularies, the step of *converting* ‘raw’ data into a Linked Data representation or serialization (RDF) is executed. There different formats of serialization, such

⁴⁹⁶<https://www.w3.org/TR/rdb-direct-mapping/>

⁵⁰⁷<http://dbpedia.org/>

⁵¹⁸<https://www.geonames.org/>

as RDF/XML, Notation 3 (N3), Turtle, N-Triples, or HTML with semantic tags (RDFa). The chosen serialization format depends on what is the goal of the conversion process (file transfer, readability, visualization, upload to triplestore) impacts on the total length of the file with. Some actions performed in this phase may become provenance metadata that can also be added to the dataset, such as the tool used, steps taken to convert them, parameters used, and so on, so that third party users can trace how it was created.

A final task in data conversion is the *RDF cleaning*, sometimes regarded as a separate step. It is considered a good practice to have this sort of activity systematically in the process, since it can detect and enable the fixing before deploying the graph into production, turning it into a higher quality data graph.

Since datasets and their distributions change over time, a *versioning* mechanism for keeping track of changes is also needed. Common practices range from appending date or timestamp indicators in the name of the dataset or adopting more abstract numbering, such as major and minor modifications - common in software development - are assigned, incremented, and included in the metadata of every piece of data. W3C’s Data on the Web Best Practices[51] considers two guidelines for versioning: a unique indicator for the version of the dataset and the versioning history that explains the changes made in each version.

An important step for opening data is to *provide a license* to its use. According to the World Wide Web Foundation’s assessment framework⁹, only one out of five government datasets has a license assigned to it. In Berners-Lee’s 5-star scheme[6], this is as basic as making documents digitally available for opening data. Having a recognized license that promotes a dataset’s open and unrestricted usage and its ability to be combined with other datasets is a fundamental issue. Besides, since linked data combines different sources of information, datasets may present varying levels of freedom on the data, as a rule of thumb, the most restrictive license in the combination becomes the default license for the enhanced dataset or derivative work. Thus, a critical analysis of the combination of licenses is also needed to avoid conflicts, restrictions, or the prohibition of outputs.

The point in opening government data is to make it available in *creating data portals* such as data catalogs, data APIs, or SPARQL endpoints. In this man-

⁹<https://opendatabarometer.org/>

ner, one should plan which tools will be used, where it will be hosted, under which protocols the data can be accessed, or if it will be a centralized or distributed deployment. A common strategy is where each agency publishes their data, according to their processes and resources, and a national data portal hosts metadata and pointers to the actual data.

With these linked data and metadata resources, one needs to *publish* them on the Web, to be reused by third parties and made available in data portals or SPARQL endpoints.

The publication step can be leveraged by publicizing it and *enabling the discovery* by search engines or engaging with the community of users and consumers. The adoption of technological protocols facilitates the automatic indexing by search engines and the registration in different public catalogs may help to disseminate the new data. Additional metadata, such as the VoID vocabulary, contain information that can be used by software agents to discover and describe the datasets. The LOD Cloud¹⁰ is another public catalog, where well-established linked data repositories of different domains, including government data, are cataloged and follow rules according to the linked data principles.

Some studies point to the importance of *building applications with the data*, to help the community raise the awareness of it. Since the main goal of creating linked datasets is to promote the reuse of government information - to enable transparency, deliver public applications and encourage commercial reuse of data - public applications should be developed and made available, either being generic applications (such as semantic browsers, search engines or linked data interfaces) or domain-specific applications (e.g. exploitation or visualizations on education, health, etc.). Some national data catalogs provide specific sections where applications with the data can be downloaded or used online (e.g. <http://www.dados.gov.br/aplicativos> or <https://www.data.gov/food/food-apps>).

After the publication of the linked data, the government must receive feedback from the data consumers, *engaging with a data community*. This community is usually composed of a broad range of people and entities with different skills (researchers, citizens, intermediaries, other government agencies, etc.). The data community contributes to the process by [21]: i) providing feedback on what data to release; ii) contribut-

ing to the quality of the data; iii) collaborating with other members to create solutions over the data. To that end, the government should assign an 'owner' to the datasets, so that this communication can be facilitated within the community.

With all set, it is important to have a plan to keep all this working overtime. To that end, the studies specify tasks to *define non-functional requirements*. Non functional requirements may be thought as quality criteria for evaluating how a system should perform (performance levels on serving data, uptime, security profiles to access the data, quality metrics, and so on).

As the publication of government data should be planned for decades, other *maintenance tasks* should be defined. Data preservation is an important aspect. Since data can be removed from the Web for many reasons, it should be handled properly so that data consumers can make decisions based on the result for the retrieval of the requested data. Proper HTTP codes can be used to automatically respond to certain situations - for instance, if data is no longer available anywhere or if it is currently available elsewhere. This way, the URI assigned to the data resource will respond for a long time about its state. W3C's DWBP[51] also recommends that the coverage of a dataset should be assessed to guarantee that all vocabularies and pointers to other data are preserved along with the dataset and assuring its utility in the future. Since the Web of data relies on the assumption that the information is online, another good practice is to make sure that the data is constantly available. Some tools exist to monitor the availability, performance, interoperability, and discoverability of SPARQL endpoints, notifying the portal owners when something is not right.

Observing the last column (total occurrences), we can see that some steps are much more present than others. In particular, the very basic steps are: *select the data*, *convert to RDF* and *publish the data*. Next, *defining and mapping vocabularies*. In fact, some studies are closely limited to these core steps [e.g. W9, W14, W17], reaching the 4th level of linked data. Next, the *interlinking of different data sources*, configuring the 5th level. A similar number of appearances for the metadata specification. There are more sparse activities, considering the publishing process in a broader sense, such as versioning and licensing of data, community feedback, and maintenance tasks.

RQ2. What tools and vocabularies were used/ recommended to support the steps?

50

51 ¹⁰<https://lod-cloud.net/>

1 Although the prescription of tools is not mandatory
 2 in a methodology, it surely offers a good starting point
 3 for practitioners, in making decisions like *buy vs. build*
 4 approaches. As argued in [33] and [34], working on
 5 simple datasets is a task that can be tackled manually,
 6 for small and static datasets. However, LOD projects,
 7 particularly in governments' scope with large and di-
 8 verse datasets, the use of tools is necessary to ease
 9 the publishing effort, in an automatic or at least semi-
 10 automatic approach. Thus, we consider that this is an
 11 important source of information. To that end, we used
 12 the same steps identified in *RQ1* and mapped how each
 13 of the studies dealt with it in their respective papers.

14 Figure 4 shows the mapping of tools used in the se-
 15 lected studies. When a particular task (on the left) has
 16 an empty row (on the right), it means that no tool or
 17 concrete guideline was specified in any of the studies.

18 For the *selection of data*, some custom tools were
 19 built, aiming to extract data from a repository and use
 20 it as input for the next steps - assuming that the datasets
 21 were already specified. These tools are based on the
 22 assumption that raw data is available somewhere and
 23 it must be systematically selected with the support of
 24 tools for the next steps in the process.

25 Although a crucial step for any data project, where
 26 it can take up to 60% of total time¹², data preparation
 27 was not commonly mentioned explicitly in the selected
 28 works. For *cleaning up the data*, OpenRefine was used
 29 in three studies [W7, W10, W16], along with two other
 30 custom tools. It is not clear if the authors assume that
 31 the data they use are already preprocessed or if they do
 32 not consider it as an important step during the whole
 33 process. However, we argue that this step can not be ig-
 34 nored and should be planned. requirements and main-
 35 tenance tasks.

36 For the *design of URIs* no tools were used, but
 37 guidelines, especially the Cool URI guideline¹³, which
 38 recommends practices on how to model instances us-
 39 ing HTTP URIs. Other guidelines were also listed:
 40 Designing URI for the UK Public Sector¹⁴ and Style
 41 Guidelines for Naming and Labeling Ontologies¹⁵.
 42 Two main strategies are described for modeling URIs:

43

44¹¹ Given the number of tools, the list of references can be found in
 45 the full report, available at: <https://purl.org/caed/swj>

46¹² <https://www.forbes.com/sites/gilpress/2016/03/23/data-preparation-most-time-consuming-least-enjoyable-data-science-task-survey-says>

48¹³ <https://www.w3.org/TR/2008/NOTE-cooluris-20081203/>

49¹⁴ <https://www.gov.uk/government/publications/designing-uri-set-for-the-uk-public-sector>

51¹⁵ <http://dcpapers.dublincore.org/pubs/article/view/3626>

1 hash URIs and 303 URIs. With hash URIs, concepts
 2 can be modeled using fragments in the URI, after the
 3 hash signal '#' (e.g. <http://www.example.org/about#Bruno>).
 4 In this case, the concepts are not accessed directly,
 5 since the HTTP protocol requests the Web resource be-
 6 fore the hash signal and the fragment is extracted after
 7 the request. With 303 URIs, the concepts are mapped
 8 to a single URI (e.g. <http://www.example.org/about/Bruno>),
 9 however, the Web server returns a 303 HTTP Code
 10 ('See other' status) where the request is redirected to
 11 a specific representation, usually through content-
 12 negotiation.

13 For the *definition of vocabularies* two distinct ap-
 14 proaches were identified: tools to search for exist-
 15 ing vocabularies (such as LOV, Swoogle) [W4, W21,
 16 W25] and tools to create new vocabularies [W4, W13,
 17 W20, W21], like Protégé, OntoWiki, and TopBraid
 18 Composer. One of the core foundations of linked
 19 data is the reuse of existing vocabularies since it en-
 20 ables the sharing of conceptualizations among differ-
 21 ent databases on the Web. Thus, the use of search en-
 22 gines for existing vocabularies is of great use, in partic-
 23 ular for cross-domain subjects, such as identification
 24 of people, digital resources, places, and so on, where
 25 stable vocabularies exist and are widely applied. On
 26 the other hand, application-specific data is not covered
 27 by these general vocabularies, and there is a need to
 28 create new vocabularies to describe the data being pub-
 29 lished. Hence, both approaches should be used when
 30 publishing linked open government data.

31 The *specification of metadata* was also underex-
 32 plored concerning the tools applied to it. No tools
 33 were mentioned explicitly for this task, except for Un-
 34 BGOLD (W8). Given the importance of metadata in
 35 linked data discovery, understanding, and sharing^[84],
 36 this is a significant gap. Data catalogs, such as CKAN,
 37 provide features for creating metadata related to the
 38 datasets, although they are designed to be consumed
 39 by human users and not so easily by computer agents
 40 ^[85] since they are not available in semantic formats.
 41 On the other hand, some of the papers specify differ-
 42 ent vocabularies that can be used as guidelines or stan-
 43 dards to model the metadata for linked open govern-
 44 ment data. Thus, there is a wide range of vocabularies
 45 that can be used to describe meta-information (Dublin
 46 Core, Provenance Model, etc.) or the data themselves
 47 (domain-specific vocabularies).

48 The tools for *mapping of vocabularies* to the data
 49 provide user-friendly or scripting interfaces where the
 50 publisher may craft the relations of the fields in the
 51 original data to the terms in the selected vocabularies.

Activity	Tools / Guidelines
Select data	Open Data Kit [W3], KoBo Toolbox [W3], UnBGOLD [W8], DCAT Browser [W17], custom [W2, W5, W9]
Clean-up source data	OpenRefine [W7, W10, W16], custom [W5, W9]
Design URIs	Cool URIs [W4, W20, W21, W24, W25], Designing URIs for UK OS [W20, W21], Style Guidelines for Ontologies [W21]
Define vocabularies	Protégé [W4, W20, W21], Swoogle [W21, W25], LOV [W4, W21], Ontowiki [W13], Semantic Media Wiki [W13], SchemaWeb [W21], SchemaCache [W21], Neologism [W21], NeOn Toolkit [W21], TopBraid Composer [W21], Altova [W21], Falcons [W21], Watson [W21]
Specify metadata	VoID [W4, W21, W22], Open Provenance Model [W21, W22], Dublin Core [W4], OWMS-Kern [W20], CSV2RDF [W1], UnBGOLD [W8]
Map vocabularies to data	D2RQ [W9, W12, W16, W20, W21], OpenRefine [W10, W15, W17, W21], CSV2RDF [W1], UnBGOLD [W8], Semantic Media Wiki [W13], OntoWiki [W13], WebDAV [W15], Sponger [W15], XLWrap [W21], RDF123 [W21], NOR2O [W21], Ultrawrap [W21], GRDDL [W21], TopBraid Composer [W21], ReDeFer [W21], any23 [W21], Stats2RDF [W21], StdTrip [W23]
Link to other data sources	SILK [W2, W4, W13, W15, W16, W21], LIMES [W4, W13, W21], RKBExplorer [W13], GNAT [W13], RDF-AI [W13], Pundit [W15], OpenRefine [W15], custom [W5]
Enrich the dataset	Fusepool P3 [W10], DL-Learner [W13], OntoWiki [W13], Protégé reasoners [W13], OpenRefine [W15], MOMIS [W16], csv2rdf4lod [W22]
Convert to RDF	OpenRefine [W2, W7, W10, W15, W17, W21], D2R [W9, W13, W16, W20, W21], Jena [W6, W8], CSV2RDF [W1], OpenCalais [W13], Alchemy [W13], FOX [W13], Sparqlify [W13], Virtuoso RDF views [W13], WebDAV [W15], Sponger [W15], Triplify [W19], XLWrap [W21], RDF123 [W21], NOR2O [W21], UltraWrap [W21], GRDDL [W21], TopBraid Composer [W21], ReDeFer [W21], any23 [W21], Stats2RDF [W21], csv2rdf4lod [W22], StdTrip [W23], Kettle [W25], custom [W5, W14, W18]
Clean-up RDF data	RDF Alerts [W21], sameAs Link Validator [W21]
Version the datasets	-
Define licenses	Creative Commons Choose [W3]
Create and maintain the data portal	CKAN [W18], DaPaaS [W12]
Publish the data	CKAN [W3, W8, W17, W18, W19, W24], Virtuoso [W9, W15, W21, W25], Sesame [W20, W21, W25], 4store [W21, W25], OWLIM [W21, W25], Linked Data Publisher [W1], Socrata [W3], OpenData Soft [W3], OAM Framework [W6], JaCKAN [W8], D2R [W12], PublishMyData [W12], LMF [W16], Jena TDB [W21], YARS [W21], RDFStore [W25], Redland [W25], Bigdata [W25]
Enable discovery	Sitemap protocol [W4, W21, W25], Datahub [W4], CKAN.net [W21]
Build apps on top of data	Pubby [W12, W21, W25], OpenRefine [W7], Weka [W7], RapidMiner [W7], Excel [W7], Pentaho [W7], KNIME [W7], Paget [W12], LodLive.it [W15], Relfinder [W15], D3.JS [W15], Elda [W25], djubby [W25], D2R [W25], WESO [W25]
Engage with community	-
Define non-functional requirements	-
Define maintenance and preservation tasks	Trelis [W13], ProLOD [W13], LinkQA [W13], WIQA [W13], Sieve [W13], tSPARQL [W13], CTIC Vapour [W25], RDF/XML Validator [W25]

Fig. 4. Artifacts used or suggested by the studies, according to the steps previously identified¹¹

Some features include generating the mapping automatically from the data by direct mapping or by creating richer representations of the mapping, using hierarchies of attributes. The tools also enable the transformation of the original data to given patterns (for instance, by appending an identifier as a parameter to URI pattern), assign constant values, or even apply simple conditions, among other actions. Some tools,

such as OpenRefine, imports a given vocabulary to the project using its URI, and the publisher can use auto-complete features to do the mappings.

The biggest diversity in tools was found for the *data conversion* step, with many different tools proposed, used, or suggested. We believe that this is due to the limited conception of considering publishing linked data as only transforming different data formats to

RDF. In the data conversion step, the choice of a particular tool depends on the nature of the data source. For instance, when the data is extracted directly from an online, relational database, the D2RQ platform was the most used. In other cases, where other static data formats are used, such as the common OGD formats of CSV, XML, and JSON, OpenRefine was most frequently used. Most of these tools also provide a feature that supports the mapping of vocabularies during the task of converting raw data into RDF - thus the overlapping of tools in both steps.

¹² Some tools provide the feature of *linking the data* being published to other datasets. This is done by aligning the schema (using *owl:equivalentClass* or *owl:equivalentProperty*) or the instances (using the *owl:sameAs* property) of the original data. The linkage is made through the definition of rules used to match the source and the target databases, by comparing their values according to some metric - usually, string matching algorithms. As the matching is not perfect, the result is usually assessed by metrics such as precision and recall or accuracy. Some of the tools enable the linking before or after the conversion of data to RDF (e.g. OpenRefine and SILK, respectively). The results may have different levels of matching quality, depending on the proper definition of the comparisons and manual adjustments may be necessary.

²⁸ For the *enrichment of the dataset*, the elicited tools offer the possibility of importing supplementary information of the matched instances to the data being published. When a link for instances of different databases are successfully established, one can retrieve additional fields from the remote database and add it as additional columns. Another approach is the use of semantic reasoners, that can evaluate the alignments made and create additional triples during the process of data conversion.

³⁸ Once the data is linked, enriched, and converted to RDF, some works applied tools to evaluate the correctness of the RDF generated and enable the *clean-up of the RDF data*. Two approaches were found: firstly, the tool RDF Alert checks for syntactic and semantic errors (undefined classes and properties, inconsistencies, datatype errors, atypical use of vocabularies, etc.); and the second approach, the *sameAs Link Validator* tool checks for the relations discovered previously in the linkage step, detecting inconsistencies in the alignments. These tools do not correct automatically what is considered an issue; it only outputs to the publisher that there are inconsistencies that should be checked before proceeding to the next steps.

Regarding the *versioning of the datasets*, no tool was mentioned explicitly. Some data catalogs enable this by providing free text in the metadata, where the publisher may adopt different conventions for assigning the version, such as semantic versioning¹⁶ or the use of configuration management software such as Git or Mercurial.

For the *definition of licenses*, the Creative Commons Choose tool was used to help the publisher on which license suits the best his dataset, by asking questions that drives the choice of Creative Commons license options. Usually, the assignment of the license to datasets and distributions is made by creating metadata triples linking the specific license to the dataset instance.

Concerning the *storage of linked data*, two tools were most used: CKAN and OpenLink Virtuoso, showing the possible division on how to make the data public, either by data catalogs, mostly used by humans or by triplestores, which can be easier queried by software agents. CKAN is currently the open data catalog most used by open government initiatives, hosting files, and serving them through the Web and their metadata by API interfaces. On the other hand, Virtuoso, an open-source platform used to host RDF knowledge graphs and making them available through a SPARQL interface. Although it provides more flexibility, it also carries problems of usability by end-users - who must be knowledgeable in SPARQL queries - and performance issues, because of the dynamicity of the query results.

The announcement of the datasets published on the Web is made by tools and practices that *enable their discovery*. Two approaches were found: the Sitemap protocol was applied in some works so that their datasets could be discovered by search engines, which implement this protocol to enable their crawling and to detail the data resources using their HTTP URIs. This is implemented by creating an XML file, using tools such as *sitemap4rdf* and hosting it along with the datasets. The second approach announces the published datasets to the community using data collections, such as DataHub and CKAN.net, so that consumers can be aware of their availability and consider their reuse.

To *build applications on top of the data*, two approaches were also found. In the first approach, linked data interfaces (such as Pubby, djubby, WESO and LodLive.it) are applied over the linked data published

¹⁶<https://semver.org/>

in triplestores. This enables consumers to explore the structure of the data resources, viewing their properties and their relations to other data resources. It also offers URI dereferenciability, by resolving the URIs and returning the data resource serialized, usually via content negotiation protocol. The second approach brings general-purpose libraries and tools that connect, processes, or help to visualize linked data (such as RelFinder and D3.JS JavaScript library).

¹⁰ For the *engagement with the community*, no tools or formalized practices were found in the selected papers. In W3, three ways were mapped to this end: i) gather feedback from the community, ii) gather contributions from the community to clean, annotate or enhance the data, and iii) enable collaborations with the community, so that its members can create derivative works from the data. Data catalogs provide some rudimentary features and plugins towards these requirements, such as comment boxes, ratings, and complementary visualizations from data.

²¹ As for the *definition of non-functional requirements*, no guidelines or frameworks were mentioned. These non-functional requirements were diverse, comprising data quality aspects, compliance, accessibility, internationalization, caching management, security; however, none of the works described in detail how to deal with them using a systematic approach. In this work, we sought to describe one of these perspectives in detail - the data quality mechanisms adopted by these methodologies.

³¹ The *maintenance tasks* comprise tasks such as the update of the information in the graph, link preservation, and the check for the availability of the services. No tools were mentioned for these tasks in the selected works.

³⁶ A possible categorization for the tools can be made by their generalizability across different tasks - most of the tools are specific to just one step of the process; however, other tools provide most of the steps of the whole process. In the latter category, we may find examples such as OpenRefine and the D2RQ stack.

⁴² Based on the coverage of the steps, both tools (OpenRefine and D2RQ) can be considered as the most comprehensive ones. In fact, some works use them as the main instruments on the publication of linked open government data (e.g., for Open Refine: W6, W17, W15; for D2RQ: W9, W16). No formal comparisons were found in the literature between both tools, limited to the publishing patterns proposed by [34], based on the underlying data type and storage. However, some empirical works seem to suggest that OpenRefine is

very user-friendly with its human-computer interface, but it does not scale well for large datasets¹⁷. Recent versions of OpenRefine also support the connection to relational databases, for extracting and transforming data, rather than an online publication. Relevant features of this tool include: pre-processing capabilities, a custom language to support data transformation, and the possibility to reconcile and connect to external data sources, including semantic data servers, and exporting to popular data catalogs, such as CKAN. Its plugin architecture enables its extension for different scenarios. D2RQ, on the other hand, is based on scripting the mappings between databases and the resulting triples. It provides more features than OpenRefine for fine-tuning the conversion but using a specific language. It also enables the interface for semantic queries over non-semantic databases, as a consequence of the mappings. Additionally, it provides a Web server for serving the dump files or the SPARQL interface for external clients. A drawback detected for both tools is that they offer limited features for publishing and maintaining metadata.

A drawback of this list is the discontinuity of the tools. A major part of the tools elicited in Figure 4 can not be found any longer. Most of them were developed by universities as part of research projects, and, as they ended, so did the evolution of the tools' features.

Some important gaps were found, such as the lack of tools for the proper management of metadata; an efficient mechanism to version the datasets, coupled to the other tools; features for the engagement with the community; and tools and guidelines for the definition of non-functional requirements.

RQ3. How were the methodologies evaluated empirically?

In this work, we consider the methodologies for publishing linked open government data as artifacts¹⁸ designed to solve problems of a particular domain, achieving knowledge, and understanding of it, as conceived in the Design Science Research field [86]. Thus, we used the categorization of [87], derived from works in Design Science Research, to classify the different evaluation methods applied in the selected studies.

As illustrated in Table 3, 52% of the studies (13 out of 25) did not provide an empirical evaluation in the paper, being restricted to make a list of steps and rec-

¹⁷<https://github.com/ostephens/openrefine-timer>

¹⁸Here we adopt the notion of *artifact* as an artificial object created by humans to solve a relevant problem

Table 3
Evaluation methods adopted in the selected studies.

Evaluation method	Description	Studies
Illustrative scenario	Application of the method in real-world data aimed at illustrating the utility of the artifact	[W2, W6, W9, W10, W12, W16, W17, W18, W20, W21, W22, W25]
Prototype	Implementation of an artifact aimed at demonstrating the utility or suitability of the artifact	[W1, W8, W23]
Logical argument	An argument with face validity; without empirical experimentation	[W3, W4, W5, W7, W11, W13, W14, W15, W19, W24]

Recommendations, mostly justified by the basic principles of linked data and the 5-stars schema. Most of the papers (12 out of 25) provided illustrative scenarios of the application of the methodology. The actual validations were varied, ranging from the visualization of weather statistics [W6] to cataloging a national library [W25], and also batches of government data [e.g. W9, W22]. According to this evaluation framework, illustrative scenarios differ from case studies because the latter involves analyzing the impact of the intervention in the natural environment with actual end-users. In the selected studies, no article provided this sort of evaluation, being restricted only to prove the concept. Also, three of the papers [W1, W8, and W23] focused on showing how a tool could support the process and detailed its features. We must emphasize that in this work we focus on the actual validation, as explicit in the papers. Some works build upon the authors' previous experiences in open government data projects or perhaps on validations carried out in other stages of a research project and that could not be collected since they were not present in the text.

RQ4. What quality control tasks were specified to assure better data quality?

In software engineering, *verification and validation* (V&V) are the processes of checking whether a software product meets specifications and that it fulfills its intended purposes. Publishing open government data on the Web is a major effort, but their value is only as important as their quality [88]. As a complex process, verification and validation tasks could be used to better guarantee the quality of the data produced. Despite data quality in LOD being an essential concept, the autonomy, and openness of the information

providers make the Web vulnerable to missing, inaccurate, incomplete, inconsistent, or outdated information [70]. And, as argued previously, even with all the effort made the final result may not reach a high quality. Thus, we sought to search which validation tasks were employed by the studies during the process.

Few studies proposed an explicit phase or mechanisms to make validations throughout the lifecycle of linked data production. W13 brings the most detailed tasks, with a phase dedicated to linked data quality and its respective validations. The authors considered the work of Zaveri et al. [50] and listed 18 quality dimensions and 68 metrics, divided into 4 groups: accessibility, intrinsic, contextual, and representational. However, the study did not apply it in a real case study, only with an illustrative example. W21 employed two validations in their methodology: in the data clean-up phase, to check for RDF, accessibility, vocabulary, and data types mistakes or errors; and in the final of the linking phase, in which domain experts should revise the automatic links created with tools like SILK or LIMES. W15 provides a validation phase, between the linking phase and the release of the data. In this phase, the authors claim that data should be checked for accuracy, accessibility, consistency, completeness, visibility, cataloging, promotion, compliance, and privacy. The study does not detail this phase nor apply it in a case study. W9 presents a step for validating tabular data, after the automatic collection from a digital catalog and before converting them to RDF. The authors presented their algorithm and applied it in datasets from Thailand open data portal, evaluating the precision and recall metrics of the algorithm for identifying structural problems.

Other studies mention the importance of validations during the process. However, they offered suggestions and did not contemplate dedicated tasks. W25 performed in their case study the validation of the RDF conversion for the correctness of format. W10 also did quality checks after the data transformation, and only did it in the case studies and without further detailing. W5 discusses the problem of data incompleteness but does not detail how their methodology and architectural components dealt with it. W6 states that, in their approach, only well-formed datasets could be processed but did not show how it could be checked in their methodology. W4 points to the importance of validating the links to external datasets, that should be performed by domain experts. W3 highlights the importance that potential users need to understand and validate the data, during the data collection phase,

however, the authors do not detail how it could be carried out.

6. A unified publishing model

Based on the steps extracted from the papers, we built the following process model depicted in Figure 5, with all the steps grouped by the most common phases present in the studies. In addition, there is a validation step at the end of each phase to ensure that the outputs are correct and valid. Thus, it can be used as a roadmap for LOGD initiatives and resource estimation, where managers may decide what level of formalism should be implemented according to their context.

As publishing linked data is a complex process, we argue that these are essential aspects that must be taken into account in the scenario of publishing open government data as linked data on the Web. In this work, we adopt W3C's Data on the Web Best Practices [51] as a complementary framework, since it suggests multiple practices aimed to facilitate the interchange of data using Web standards, it is focused on data publishers. Moreover, it enables data consumption both by humans and machines - a desirable point for LOD initiatives. Also, we adopt verification and validation principles at the end of each phase to ensure that the data is being produced with high-quality standards.

The first phase, named *Specification*, is when most of the planning occurs. The *selection of the data* to be published, according to government decision (active transparency) or by society's request (passive transparency), is executed, and the data files are considered according to their number, formats, and *connections to external datasets*. As different agencies may have specific laws and standards, and some domains also must implement different specific guidelines, an additional step is the *specification of guidelines* that the data processor must adopt. Most government initiatives also *specify metadata*, both required and optional, that should be implemented with the datasets. Additionally, governments should *specify the licenses* that must be applied to the datasets, either by a default license or a one-by-one basis. Another critical step is the *design of the URIs* that each agency should apply to uniquely identify the data resources in the scope of the agency. The *creation of data portal* is another mandatory step since the published data must be somewhere on the Web. Most governments already deployed some data portals; however, most of them are not suited to linked data consumption. They may employ a central

data portal or a data catalog, pointing to each agency's source. Quality control here is concerned with the verification of a checklist with all materials being implemented as desired.

The second phase, the *Modeling*, encompasses the *preprocessing of the data*, required when the original data must be transformed, corrected, or normalized. Another possible step, as suggested by the W3C DWBP, is the *normalization of data*, by separating data values from their unities (such as dates, currencies, and measurements) to interpret their meaning accurately. After that, the data must be annotated semantically to be interoperable in the Web of data. To that end, the publisher must *search for existing vocabularies* that represent the data to be published as well as *create new vocabularies* and publish them on the Web, to represent all the relevant data being published. Lastly, the *semantic mapping of data* must occur to represent the data. The quality control tasks here may be the handling of missing values, the verification of common pitfalls in the design of ontologies, and the collaboration of domain experts to validate the structure of the preprocessed data and the modeling to semantic data.

In the third phase, the *Conversion*, the original data is transformed to its RDF representation and linked to external data sources. A first step is the *connection to the external sources* mapped in the first phase by joining common fields among them. Once they are connected, the *enrichment of data* can occur by retrieving data from these sources and combining locally with the data, making it easier to manipulate the data. Some tools require combining two RDF repositories while others enable the combination in design time, mapping the fields in the original data to external fields. With all the semantic and external mappings, one can *convert the data to RDF*, in the representation that better suits their needs. The quality control in this phase can validate the RDF, regarding the syntactic and semantic levels, with tools validating their structure and their axiomatic validity against the vocabularies used in their modeling.

The fourth phase, the *Publication*, groups different tasks related to the availability of data to the public. Once the data was modeled, linked, enriched, and transformed to RDF, one must *version the data*, provided with a unique indicator, to demonstrate how it relates to previous publications, making it clear if it is a new version or just a correction of a previous version of the data. Some recent approaches may help to cope with this, such as the use of Git-like versioning systems [89], named graphs in SPARQL datastores [90–




Fig. 5. Unified process model proposed in this paper. The sequence of tasks flow from left to right, up to bottom. In orange, the mandatory tasks for having linked data, in blue, the optional tasks. Adapted from [85].

92]. Also, to make available the versioning history so that data consumers can keep track of modifications on them. In the *publication of metadata*, they must also be modeled, semantically annotated, and stored along with the data, in different levels. This metadata should reflect descriptive (e.g., title, description, license, date of publication, coverage) and structural (schema) aspects of the data. In addition, some vocabularies - such as VoID or DCAT - may be adopted to enable the automatic discovery, parsing, and processing by software agents. With all the materials, one can *store the data and metadata* in the data portals or data catalogs, as specified in the first phase. Lastly, the data available publicly must now be *communicated to the community*. This communication can be made by implementing automatic protocols to enable search engines to find and index the data or get involved with communities, and infomediaries which can amplify the reach of possible users for the data. The quality control tasks can verify the availability of the data portal and the respective datasets, the correctness of the metadata, the existence of versioning mechanisms, the correct indexing of the datasets by search engines, and a communication plan for disseminating the published data.

In the fifth phase, the *Exploitation*, two different approaches are proposed. The first one is the *creation of linked data interfaces* since they provide generic visualizations that help data consumers to navigate and gain awareness on the extension of the data, their relationships, and semantic meanings. The other approach is to build applications with the data, mainly by providing complimentary presentations, as suggested by W3C's DWBP, such as visualizations - enabling consumers to manipulate the data without advanced knowledge in data analytics. The quality control here is applied to verify that the linked data is available, is dereferenceable, and can be accessed via content negotiation, using the URIs and linked to other data sources, as specified previously. Also, to verify that the complimentary presentations are in place and working as intended.

The final phase, the *Maintenance*, comprises activities that make it possible for the data to be available. The *definition of non-functional requirements* depends a lot on the context. More recurrent aspects are performance (e.g., how fast data can be accessed, resolved, or downloaded), security (e.g., only authenticated users may access some data), and usability (e.g., easiness

of navigation, findability) aspects and can be implemented with the data platform being used. The *data preservation* step concerns tasks for the preservation of the data resources, their identifiers, and their links so that consumer applications are not broken over time. The Web has a very dynamic nature, so certain mechanisms should be placed to, at least, inform that data is no longer available and if it can be reached elsewhere. The same applies to the custom vocabularies developed for the specific context, which must also be preserved. Lastly, one needs to *engage with the community* of data users, so to gather feedback and propose refinements on future versions of the datasets. This engagement can be accomplished by collaboration tools, which can gather simple feedback for the availability or quality of the datasets up to crowdsourcing mechanisms to improve the quality of the data. The quality control tasks here may vary according to the requirements elicited - for example: verify that all requests to data return in less than x seconds, the links that were removed have redirection mechanisms with proper HTTP return code, the communication plan is implemented in the involvement with the community, by systematically gathering feedback and having automatic tools for communication, collaboration and feedback implemented in the data portal. Recent approaches may provide the tools [93], protocols [94, 95] and architecture [95] to engage with the social semantic web, such as notification protocols, users contributions models and access control.

This process may also be seen as a lifecycle since the tasks from the exploitation and maintenance phases can lead to refinements of the specification or the collection of new data, making it more usable for the community in further iterations. It is an integrative model, and we acknowledge the lack of formal validation; however, we argue on the utility of this model as a reference for practitioners.

39

40

7. Discussion

42

Although the open government data movement is still producing large amounts of data worldwide, the linked data still represents a tiny portion. This work sought to map methodologies developed to publish linked open government data on the Web and propose a unified model covering steps with established and modern practices. As the main contribution, our model raises awareness on multiple aspects that should be considered when publishing open government linked

data. Thus, adopting specific steps depends on assessing the risks for not considering those steps and their impacts on the data community.

According to our search results, multiple studies in the last few years concerning applying a method to create linked data for a particular purpose, sometimes based on one of the studies listed here and, most of the time, by creating an ad-hoc approach for their problems.

The justification is that the existing methodologies are too generic and do not consider the particularities of their domain. Some domains were more prevalent than others in linked data applications: geographical data, e-procurement, agricultural and environmental data, smart cities, and legislative data. Also, a subset of the studies that were ruled out investigated just one or a few steps of the whole process - for example, techniques for data quality enhancement, automatic interlinking of datasets, vocabularies/ontologies development, the licensing resolution, semantic data extraction from HTML tables, among others.

Nonetheless, as pointed in [22], the existing Linked Data methodologies have a varying number of steps but still generally cover the same activities. The main difference between the methodologies is the grouping of actions within different steps and on different levels of granularity. However, apart from some apparent differences, which we will further examine, they cover the palette of actions involved in the process of generating and publishing a linked dataset and thus can be grouped into six general phases, as exemplified in Figure 5. We argue that the model proposed in this work can be applied in different domains with varying strategies.

As this is a relatively mature area, we considered starting from established practices from the literature and analyzing the different aspects that are embedded in other methodologies. Therefore, we posed different research questions to discover and triangulate the steps and tools in each methodology and how they were empirically evaluated. Additionally, we also sought to investigate the specific tasks related to quality control in these processes - since this is also an important issue, as pointed in the literature.

Regarding our first research question, we showed the commonalities of the different methodologies. Most of the studies addressed the primary tasks of selecting data sources, converting them to RDF, linking them to other datasets, and publishing the resulting files. Although these are all essential tasks to publish linked data, some studies did not explicitly mention

1
2
3
4
5
6
7
8
9
10
11
12
13
14
15
16
17
18
19
20
21
22
23
24
25
26
27
28
29
30
31
32
33
34
35
36
37
38
39
40
41
42
43
44
45
46
47
48
49
50
51

it. For example, *W16* used as a starting point a particular dataset from the Italian government, thus not considering the step of selecting data sources and their particular issues. The only task explicitly described by all the methodologies was converting OGD data to RDF, rendering all other tasks as auxiliaries to this core activity. However, linked open data is not just about transforming tabular data into RDF and putting it on the Web. So, each methodology contributed sparsely with different, yet necessary, tasks that should be considered to achieve a final product with good quality, such as modeling the licenses of the data, the versioning of datasets, the engagement with the community, the definition of non-functional requirements (such as privacy and performance) and essential maintenance tasks. The basic strategy for implementing or not a specific tasks may vary according to the needs of the domain being modeled in the publication process. Some tasks require large efforts or human resources not available in real-world agencies and may be considered optional. However, we provide the tasks that should be considered in a formal initiative for linking open government data, enabling the customization for different scenarios according to the goal and level of formality required (e.g., [96]). The selected papers did not discuss how the specific needs of the government publication process (e.g., how different public bodies collect, process, publish, communicate, and share with other public bodies) are met by their methodologies. Given the socio-technical nature of this activity, this may be considered a gap for further studies.

The second research question assessed how these methodologies prescribed tools or practices to support their execution. The use of tools may be considered a systematic substantiation of the methodology since it provides a common ground that can be applied and compared in different situations. However, most studies suggested a small set of tools or just a single one to different steps. This oversimplification may also be a reason why they are perceived as too generic in later works. The major exception in this list was *W13*, which listed tools for every phase that encompasses their methodology in a 99-pages length report. As with the first question, the bulk of tools were concentrated in the core tasks: mapping vocabularies/ontologies to the raw data, converting data files to RDF, and the storage platform (triplestores or open data catalogs). A cross-reference with works such as LOD2 project [41] developed to provide software stack aiming to support the production of linked data - or OpenGov Intel-

ligence¹⁹, for statistical data, might be helpful so that non-expert publishers may become familiar with the whole process and experiment themselves in their context. Other platforms, such as the LinDA project²⁰ and DataGraft²¹ also present a set of tools to deal with the whole process, yet they handle only the most common scenarios.

Our third research question assessed how these methodologies were evaluated in their original proposal. The assessment framework we adopted here was based on the literature of information systems and design science research, which focuses on the design, development, and evaluation of artifacts to address real-world problems [86]. The artifact type here is a method, i.e., actionable instructions that are conceptual, not algorithmic. An essential phase of this framework is the evaluation process, with different degrees of formality. We found that some of the selected papers did not present any empirical evaluation of the methodology (logical arguments), primarily written to be used as a tutorial or a set of best practices rather than a formal inquiry. That is arguably another reason why they are perceived as too generic and not adopted in later works. Three studies (*W1*, *W8*, and *W23*) presented a prototype as the main contribution, embedding their methodology in software, demonstrating that it works as intended and it is helpful for its intended purpose. Thus, we noted a lack of more formal evaluations with the proposed methodologies in assessing how they modify their context. Although it may not be reasonable to design controlled experiments to evaluate the methodologies, other forms may be employed, such as case studies or action research. According to this framework, both evaluation types investigate how the artifact was used and address the real-world problem. On the other hand, the illustrative scenarios apply the artifact to demonstrate its suitability but do not consider how it affected the situation (for instance, the technological impacts or the consumption of the data).

Our fourth research question explored what quality control validations were employed during the process of linked data production. As pointed previously, data quality is still an essential issue for linked open data on the Web, so a validation model throughout the process could bring benefits to the availability of the final product. Our findings show that few studies presented explicit validation tasks during the process. Most of

¹⁹<http://www.opengovintelligence.eu/>

²⁰<http://linda-project.eu/>

²¹<https://datagraft.io>

the studies either just recommended that some steps would be advisable or did not include it at all. The studies which did specify them either did not evaluate them with a real case study or did it for specific steps of the process - particularly, to validate the format of the input data (mostly, tabular data) or to validate the links to other datasets identified automatically. The exception was again *W13*, which provided a whole phase concerning data quality with many metrics and validations that could be performed in different aspects, but without an actual application. Two studies (*W10* and *W25*) did not prescribe a specific task for validation during the presentation of the methodology. However, they did it in the illustrative scenario that they applied their methodologies, suggesting that validations are supposed to be implicit for the entire process. Thus, as answered by the first research question, the core steps and the additional tasks are essential in assuring a higher quality of the data and should also be considered for validation tasks throughout the process²².

21

22

8: Research directions

24

25 We list in this section some possible research directions concerning improvements in methodologies to publish LOGD, in general. Other important aspects, such as data consumption, are out of the scope of this work.

30 Considering all the variabilities and commonalities from the different methodologies, we consider creating a process model for publishing LOGD. Since we have core activities that appear to be shared to all the contexts (*RQ1*), it should provide a map so that practitioners could understand the whole picture and make informed decisions on which steps should be used or discarded and their impacts in the final product.

38 Methodologically, illustrative scenarios provided are cross-sectional studies where the methodology was applied and evaluated for feasibility. It would be interesting to have longitudinal studies where the application of the method is evaluated over time. Furthermore, it should consider the usage of the linked data, how the methodology evolved in the context in which it was applied, and drive for the maintenance phase requirements. Although illustrative scenarios are helpful to demonstrate how it can be applied with actual data,

48

²²We consider as *core* tasks the ones that are mandatory to provide linked data[6] and the *auxiliary* tasks as the ones that support these steps, augmenting their potential to be reused by external users.

the production of (linked) open data is a sociotechnical process [28, 97] through which there is a continual interplay between technological (process, tasks, technology) and social aspects (relationships, reward systems, authority structures) which may result in additional requirements to be sustained over time. Besides, the papers did not seem to consider how their methodologies fit into the context of public organizations - their administrative structures, hierarchies, the need for communication and sharing of information, among other aspects, focusing on the technological aspects of publishing data.

The inclusion of explicit validation steps along the process may be helpful to ensure a higher quality product early on in the process. Some validations can be automated, particularly concerning structural aspects, and some may be considered prone to human analysis, especially in semantic modeling. Methodologies such as the V-model [98] for software development considers a validation point after the end of each phase and could be adapted to this end. Also, the application of acceptance criteria for user stories from agile methods could be applied. Quality frameworks such as the one provided by Zaveri et al. [50] and the Data on the Web Best Practices [51] could be used to support these steps.

Another research direction is the possibility to make large-scale deployment, reusing legacy open data. A large amount of structured and semi-structured data is already available in most countries and provides a valuable source to 'cross the chasm' and reach network effects on the already existing data. The task that requires the most effort is arguably modeling the data, either by carefully selecting existing and validated vocabularies or creating new ones for each of the datasets and their distributions over time. We argue that this could be achieved by deriving ontologies from the data files, from simple automatic mappings [99] to more elaborate approaches [100, 101] as a starting point, leveraging the mature state of the data, applying a pragmatic perspective of linked data [102], which considers ontologies as a lightweight representation tool for an open and decentralized environment like the Web. The evolution of these vocabularies could be done collaboratively by data consumers and domain specialists inside or outside the government's scope - thus, also decentralized. In addition, since the same information can be structured in many different forms, the standardization of both file format and information structure may be necessary, which involves the collaboration between public administration and certain

1
2
3
4
5
6
7
8
9
10
11
12
13
14
15
16
17
18
19
20
21
22
23
24
25
26
27
28
29
30
31
32
33
34
35
36
37
38
39
40
41
42
43
44
45
46
47
48
49
50
51

communities (W3C, Open Government Partnership, Schema.org, etc.). A good starting point may be on the development of ontologies for the most common categories of government data currently published (government budget and national statistics, as shown in the Introduction), such as [103] or the Core Vocabularies from the ISA² Initiative from the European Commission²³.

⁹ As argued previously, the distributed nature of the Web makes it difficult to assure that all linked components are working or have high quality over time. Besides, the lifecycle of governmental datasets is very dynamic, reflecting administrative changes, domain refinement, new legislation or guidelines around the data, etc. Keeping track of these changes and making them transparently available is a big challenge. Thus, the maintenance phase is critical and should be developed further to monitor if what was once produced remains valid in this decentralized context.

²⁰ We also point to the importance of success stories and pilots reports on the adoption of LOGD by public administrators. It may help promote and clarify this approach for adopting the practices and their challenges by detailing implementation steps and organizational contexts. Initiatives such as the European Commission's Semantic Interoperability Community (SEMIC) pilots²⁴ provide some examples of the applicability and advantages of adopting LOGD as a tool for data processing and interchange.

³⁰

³¹

⁹ Conclusions

³³

³⁴ Publishing LOGD is a complex social-technical task [28, 97]. Although the release of OGD is still growing, the steps to transform it to linked data - with high quality - is an open issue. As discussed in this work, there are relatively few linked data on the Web, and they present quality problems. Although this is a complex multidimensional phenomenon, some technological and methodological approaches may support its development. Some methodologies were carefully designed, but it seems that they failed to base later works on publishing linked open government data. As argued in [77], there is no one-size-fits-all process and set of tools to publish linked data, given the differ-

⁴⁷

²³<https://joinup.ec.europa.eu/collection/semantic-interoperability-community-semic>

²⁴<https://joinup.ec.europa.eu/collection/semantic-interoperability-community-semic/our-pilots>

ent contexts, data sources, technologies, etc. However, the products of the process and most of the steps to achieve it are shared among different approaches. This paper followed this rationale by deducing what has been done in different contexts and deriving a unified methodology with practices adopted during the last decade.

References

- [1] W. House, Open Government Directive, 2009. <https://obamawhitehouse.archives.gov/open/documents/open-government-directive>.
- [2] V. Wang and D. Shepherd, Exploring the extent of openness of open government data – A critique of open government datasets in the UK, *Government Information Quarterly* **37**(1) (2020), 101405. doi:<https://doi.org/10.1016/j.giq.2019.101405>. <http://www.sciencedirect.com/science/article/pii/S0740624X18302764>.
- [3] WWW Foundation, Open Data Barometer, 4th edition, 2017. <https://opendatabarometer.org/4thedition/report>.
- [4] S. Mouzakis, D. Pappaspyros, M. Petychakis, S. Kousouris, A. Zafeiropoulos, E. Fotopoulou, L. Farid, F. Orlandi, J. Attard and J. Psarras, Challenges and opportunities in renovating public sector information by enabling linked data and analytics, *Information Systems Frontiers* **19** (2017), 321–336. doi:10.1007/s10796-016-9687-1.
- [5] E. Kalampokis, M. Hausenblas and K. Tarabanis, Combining Social and Government Open Data for Participatory Decision-Making, in: *Electronic Participation*, E. Tambouris, A. Macintosh and H. de Bruijn, eds, Springer Berlin Heidelberg, Berlin, Heidelberg, 2011, pp. 36–47. ISBN 978-3-642-23333-3.
- [6] T. Berners-Lee, Linked data, 2006. <https://www.w3.org/DesignIssues/LinkedData.html>.
- [7] R. Boselli, M. Cesarini, F. Mercorio and M. Mezzanica, Are the Methodologies for Producing Linked Open Data Feasible for Public Administrations?, in: *Proceedings of 3rd International Conference on Data Management Technologies and Applications (KomIS-2014)*, 2014, pp. 399–407. doi:10.5220/0005143303990407.
- [8] J. Sheridan and J. Tennison, Linking UK government data, in: *Proceedings of the Linked Data on the Web Workshop (LDOW)*, Raleigh, 2010.
- [9] F. Maali, R. Cyganiak and V. Peristers, *A Publishing Pipeline for Linked Government Data*, in: *The Semantic Web: Research and Applications. ESWC 2012*, H. Springer Berlin, ed., 2012. doi:10.1007/978-3-642-30284-8_59.
- [10] T. Lebo, J.S. Erickson, L. Ding, A. Graves, G.T. Williams, D. DiFranzo, X. Li, J. Michaelis, J.G. Zheng, J. Flores, Z. Shangguan, D.L. McGuinness and J. Hendler, *Producing and Using Linked Open Government Data in the TWC LOGD Portal*, in: *Linking Government Data*, B.M. et al., ed., Springer, New York, NY, 2011, pp. 51–72. doi:10.1007/978-1-4614-1767-5_3.
- [11] Insight Centre for Data Analytics, The Linked Open Data Cloud, 2019. <http://lod-cloud.net>.

1
2
3
4
5
6
7
8
9
10
11
12
13
14
15
16
17
18
19
20
21
22
23
24
25
26
27
28
29
30
31
32
33
34
35
36
37
38
39
40
41
42
43
44
45
46
47
48
49
50
51

- [12] D.I. Vieira and A. Alvaro, A centralized platform of open government data as support to applications in the smart cities context, *International Journal of Web Information Systems* **14**(1) (2018), 2–28. doi:<https://doi.org/10.1108/IJWIS-05-2017-0045>. <https://www.emerald.com/insight/content/doi/10.1108/IJWIS-05-2017-0045>.
- [13] L. Sinif and B. Bounabat, A General Framework of Smart Open Linked Government Data: Application in E-Health, in: *Proceedings of the 2019 2nd International Conference on Geoinformatics and Data Analysis, ICGDA 2019*, Association for Computing Machinery, New York, NY, USA, 2019, pp. 99–103–. ISBN 9781450362450. doi:10.1145/3318236.3318243.
- [14] V.-C. Bulai, A. Horobet and L. Belascu, Improving Local Governments' Financial Sustainability by Using Open Government Data: An Application of High-Granularity Estimates of Personal Income Levels in Romania, *Sustainability* **11**(20) (2019). doi:10.3390/su11205632. <https://www.mdpi.com/2071-1050/11/20/5632>.
- [15] N. Walravens., M.V. Compennolle., P. Colpaert., P. Ballon., P. Mechant. and E. Mannens., "Open Government Data" - based Business Models - A Market Consultation on the Relationship with Government in the Case of Mobility and Route-Planning Applications, in: *Proceedings of the 13th International Joint Conference on e-Business and Telecommunications - Volume 2: ICE-B, (ICETE 2016)*, SciTePress, 2016, pp. 64–71, INSTICC. ISBN 978-989-758-196-0. doi:10.5220/0005948300640071.
- [16] B.E. Penteado, Correlational Analysis Between School Performance and Municipal Indicators in Brazil Supported by Linked Open Data, in: *Proceedings of the 25th International Conference Companion on World Wide Web, WWW '16 Companion*, International World Web Conferences Steering Committee, Republic and Canton of Geneva, CHE, 2016, pp. 507–512–. ISBN 9781450341448. doi:10.1145/2872518.2890459.
- [17] R. Matheus, M. Ribeiro and J. Vaz, Brazil Towards Government 2.0: Strategies for Adopting Open Government Data in National and Subnational Governments, in: *Case Studies in e-Government 2.0*, I. Boughzala, M.S. Janssen and Assar, eds, Springer, Cham, 2014, pp. 1–8. doi:10.1007/978-3-319-08081-9_8.
- [18] L.A.R. Rojas, G.M.T. Bermúdez and J.M.C. Lovelle, Open Data and Big Data: A Perspective from Colombia, in: *International Conference on Knowledge Management in Organizations*, L.U. L., O.D. Fuenzaliza, I.H. Ting and D. Liberona, eds, Springer, Cham, 2014, pp. 35–41. doi:10.1007/978-3-319-08618-7_4.
- [19] C. Alexopoulos, L. Spiliotopoulou and Y. Charalabidis, Open data movement in greece: A case study on open government data sources, in: *Proceedings of the 17th Panhellenic Conference on Informatics*, 2013, pp. 279–286–. doi:10.1145/2491845.2491876.
- [20] J. Attard, F. Orlandi, S. Scerri and S. Auer, A systematic review of open government data initiatives, *Government Information Quarterly* **32**(4) (2015), 399–418. doi:10.1016/j.giq.2015.07.006.
- [21] M. Laessig, B. Jacob and C. AbouZahr, *Opening data for global health*, in: *The Palgrave Handbook of Global Health Data Methods for Policy and Practice*, S. Macfarlane and C. AbouZahr, eds, Palgrave Macmillan, 2019. doi:10.1057/978-1-137-54984-6_23.
- [22] M. Jovanovik and D. Trajanov, Consolidating Drug Data on a Global Scale Using Linked Data, *Journal of Biomedical Semantics* **8**(3) (2017). doi:10.1186/s13326-016-0111-z.
- [23] H.D.A. dos Santos, M.I.S. Oliveira, G.F.A.B. Lima, K.M. Silva, R.I.V.C.S. Muniz and B.F. Lóscio, Investigations into data published and consumed on the Web: a systematic mapping study, *Journal of the Brazilian Computer Society* **24**(14) (2018). doi:10.1186/s13173-018-0077-z.
- [24] A. Varytimou, N. Loutas and V. Peristeras, Towards Linked Open Business Registers: The Application of the Registered Organization Vocabulary in Greece, *International Journal on Semantic Web and Information Systems* **11**(2) (2015), 66–92. doi:10.4018/IJSWIS.2015040103.
- [25] A. Hogan, P. Hitzler and K. Janowicz, Linked Dataset Description Papers at the Semantic Web Journal: A Critical Assessment, *Semantic Web Journal* **7**(2) (2016), 105–116–. doi:10.3233/SW-160216.
- [26] M. Janssen, Y. Charalabidis and A. Zuiderwijk, Benefits, Adoption Barriers and Myths of Open Data and Open Government, *Information Systems Management* **29**(4) (2012), 258–268.
- [27] E. Kalampokis, E. Tambouris and K. Tarabanis, Linked Open Government Data Analytics, in: *Proceedings of the International Conference on Electronic Government (EGOV)*, M.A. Wimmer, M. Janssen and H.J. Scholl, eds, Springer, Berlin, Heidelberg, Koblenz, 2010, pp. 99–110. doi:10.1007/978-3-642-40358-3_9.
- [28] A. Zuiderwijk, M. Janssen, S. Choenni, R. Meijer and R.S. Alibaks, Socio-technical impediments of open data, *Electronic Journal of E-Government* **10**(2) (2012), 156–172.
- [29] S. Neumaier, J. Umbrich and A. Polleres, Automated quality assessment of metadata across open data portals, *Journal of Data and Information Quality* **8**(1) (2016), 1–29.
- [30] B.S. Hitz-Gamper and M.S. O. Neumann, Balancing control, usability and visibility of linked open government data to create public value, *International Journal of Public Sector Management* **32**(5) (2019), 457–472. doi:10.1108/IJPSM-02-2018-0062.
- [31] E. Kalampokis, E. Tambouris and K. Tarabanis, On publishing linked government data, in: *Proceedings of the 17th Panhellenic Conference on Informatics (PCI '13)*, Thessaloniki, 2013, pp. 25–32. doi:10.1145/2491845.2491869.
- [32] C. Bizer, T. Heath and T. T. Berners-Lee, Linked Data - The story so far, *International Journal on Semantic Web and Information Systems* **5**(3) (2009), 1–22. doi:10.4018/jswis.2009081901.
- [33] N. Konstantinou and D.E. Spanos, *Deploying Linked Open Data: Methodologies and Software Tools*, in: *Materializing the Web of Linked Data*, C. Springer, ed., 2015. doi:10.1007/978-3-319-16074-0_3.
- [34] T. Heath and C. Bizer, *Linked Data: evolving the web into a global data space*, 1st edn, Morgan and Claypool Publishers, Seattle, 2011.
- [35] T. Heath, How Will We Interact with the Web of Data?, *IEEE Internet Computing* **12**(5) (2008), 88–91. doi:10.1109/MIC.2008.101.
- [36] M. Hausenblas and M. Karnstedt, Understanding Linked Open Data as a Web-Scale Database, in: *Proceedings of the 2nd International Conference on Advances in Databases*

- 1 Knowledge and Data Applications, Menuires, 2010, pp. 56–
2 61. doi:10.1109/DBKDA.2010.23.
- 3 [37] N. Shadbolt and K. O'Hara, Linked Data in Government,
4 *IEEE Internet Computing* **17**(4) (2013), 72–77.
- 5 [38] T. Berners-Lee, Putting Government Data online, 2009. <https://www.w3.org/DesignIssues/GovData.html>.
- 6 [39] F. Radulovic, M. Poveda-Villalón, D. Vila-Suero,
7 V. Rodríguez-Doncel, R. García-Castro and A. Gómez-
8 Pérez, Guidelines for Linked Data generation and pub-
9 lication: An example in building energy consump-
10 tion, *Automation in Construction* **57** (2015), 178–187.
11 doi:10.1016/j.autcon.2015.04.002.
- 12 [40] A.F. Veenstra and T. Broek, *A Community-driven Open Data
13 Lifecycle Model Based on Literature and Practice*, in: *Case
14 Studies in e-Government 2.0*, I. Boughzala, M. Janssen and
15 S. Assar, eds, Springer, Cham, 2014. doi:10.1007/978-3-319-
16 08081-9_11.
- 17 [41] AKSW, LOD2: Creating Knowledge out of Interlinked Data,
18 2014. <http://aksw.org/Projects/LOD2.html>.
- 19 [42] D. Feitosa, D. Dermeval, T. Ávila, I.I. Bittencourt, B.F. Lóscio
20 and S. Isotani, A systematic review on the use of best prac-
21 tices for publishing linked data, *Online Information Review*
22 **19**(1) (2018), 107–123. doi:10.1108/OIR-11-2016-0322.
- 23 [43] W3C, Best Practices for Publishing Linked Data, 2014. <http://www.w3.org/TR/ld-bp/>.
- 24 [44] A. Barbosa, I.I. Bittencourt, S.W.M. Siqueira, R.A. Silva and
25 I. Calado, The Use of Software Tools in Linked Data Pub-
26 lication and Consumption: A Systematic Literature Review,
27 *International Journal on Semantic Web and Information Sys-
28 tems* **13**(4) (2017), 68–88. doi:10.4018/IJSWIS.201710010.
- 29 [45] V.A. Pinto and F.S. Parreiras, Enterprise linked data: A sys-
30 tematic mapping study, in: *International Conference on Con-
31 ceptual Modeling*, 2014, pp. 253–262. doi:10.1007/978-3-
32 319-12256-4_27.
- 33 [46] J. Jensen, Linked Data in Education: A Survey and a Synthe-
34 sis of Actual Research and Future Challenges, *IEEE Trans-
35 actions on Learning Technologies* **11**(3) (2018), 400–412.
36 doi:10.1109/TLT.2017.2787659.
- 37 [47] J. Jensen, A systematic literature review of the use of
38 Semantic Web technologies in formal education, *British
39 Journal of Educational Technology* **50**(2) (2019), 505–517.
40 doi:10.1111/bjet.12570.
- 41 [48] T.N. Tran, D.K. D. K. Truong, H.H. Hoang and T.M. Le,
42 Linked data mashups: A review on technologies, applications
43 and challenges, in: *Asian Conference on Intelligent Informa-
44 tion and Database Systems, ACHIDS 2014*, Springer Verlag,
45 2014, pp. 253–262. doi:10.1007/978-3-319-05458-2_27.
- 46 [49] C. Figueroa, I. Vagliano, O.R. Rocha and M. Morisio, A sys-
47 tematic literature review of linked data-based recommender
48 systems, *Concurrency Computation* **27**(17) (2015), 4659–
49 4684. doi:10.1002/cpe.3449.
- 50 [50] A. Zaveri, A. Rula, A. Maurino, R. Pietrobon, J. Lehmann
51 and S. Auer, Quality Assessment for Linked Data: A Survey,
52 *Semantic Web Journal* **7**(1) (2014), 63–93.
- 53 [51] W3C, Data on the Web Best Practices, 2017. <https://www.w3.org/TR/dwbp/>.
- 54 [52] K. Petersen, S. Vakkalanka and L. Kuzniarz, Guidelines for
55 conducting systematic mapping studies in software engineer-
56 ing: An update, *Information and Software Technology* **64**
57 (2015), 1–18. doi:10.1016/j.infsof.2015.03.007.
- 58 [53] B. Kitchenham and S. Charters, Guidelines for per-
59 forming systematic literature reviews in software en-
60 gineering, Technical report, Ver 2.3, EBSE, 2007.
61 doi:10.1145/1134285.1134500.
- 62 [54] B. Behkamal, M. Kahani, E. Bagheri and Z. Jeremic, A
63 Metrics-Driven Approach for Quality Assessment of Linked
64 Open Data, *J. Theor. Appl. Electron. Commer. Res.* **9**(2)
65 (2014), 64–79. doi:10.4067/S0718-18762014000200006.
- 66 [55] K. O'Hara, Data quality, government data and the open data
67 infosphere, in: *AISB/IACAP World Congress 2012: Informa-
68 tion Quality Symposium*, 2012. <https://eprints.soton.ac.uk/340045/>.
- 69 [56] A. Zaveri, A. Rula, A. Maurino, R. Pietrobon, J. Lehmann
70 and S. Auer, Quality assessment for Linked Data: A Survey,
71 *Semantic Web Journal* **7**(1) (2016), 63–93. doi:10.3233/SW-
72 150175.
- 73 [57] X. Zhou, Y. Jin, H. Zhang, S. Li and X. Huang, A
74 Map of Threats to Validity of Systematic Literature Re-
75 views in Software Engineering, in: *23rd Asia-Pacific Soft-
76 ware Engineering Conference (APSEC)*, 2016, pp. 153–160.
77 doi:10.1109/APSEC.2016.031.
- 78 [58] J. Hendler, J. Holm, C. Musialek and G. Thomas, US Govern-
79 ment Linked Open Data: Semantic.data.gov, *IEEE Intelligent
80 Systems* **27**(3) (2012), 25–31. doi:10.1109/MIS.2012.27.
- 81 [59] N. Shadbolt, K. O'Hara, T. Berners-Lee, N. Gibbins,
82 H. Glaser, W. Hall and m. m. schraefel, Linked Open Govern-
83 ment Data: Lessons from Data.gov.uk, *IEEE INTELLIGENT
84 SYSTEMS* **27**(3) (2012), 2–10. doi:10.1109/MIS.2012.23.
- 85 [60] S.M.H. Mahmud, M.A. Hossin, M.R. Hasan, H. Jahan,
86 S.R.H. Noori and M.R. Ahmed, Publishing CSV Data as
87 Linked Data on the Web, in: *Proceedings of ICETIT 2019*,
88 P.K. Singh, B.K. Panigrahi, N.K. Suryadevara, S.K. Sharma
89 and A.P. Singh, eds, Springer International Publishing, Cham,
90 2020, pp. 805–817. ISBN 978-3-030-30577-2.
- 91 [61] A. Alsukhayri, M.A. Aslams, S. Arafat and N.R. Aljo-
92 hani, Leveraging the Saudi Linked Open Government
93 Data: A Framework and Potential Benefits, *Modern Ed-
94 ucation and Computer Science* **10**(7) (2019), 14–22.
95 doi:10.5815/ijmecs.2019.07.02.
- 96 [62] R. Fleiner, Linking of Open Government Data, in: *12th In-
97 ternational Symposium on Applied Computational Intelli-
98 gence and Informatics (SACI)*, Timisoara, 2018, pp. 1–5.
99 doi:10.1109/SACI.2018.8441014.
- 100 [63] H. Elmekki, D. Chiadmi and H. Lamharhar, Open Gov-
101 ernment Data: Problem Assessment of Machine Process-
102 ability, in: *Information Systems and Technologies to Sup-
103 port Learning. EMENA-ISTL 2018. Smart Innovation, Sys-
104 tems and Technologies*, 2018. doi:10.1007/978-3-030-03577-
105 8_54.
- 106 [64] P. Krataithong, M. Buranarach and T.S. T., RDF Dataset Man-
107 agement Framework for Data.go.th, in: *International Confer-
108 ence on Knowledge, Information, and Creativity Support Sys-
109 tems*, 2018. doi:10.1007/978-3-319-70019-9_4.
- 110 [65] Y. Charalabidis, A. Zuiderwijk, C. Alexopoulos, M. Janssen,
111 T. Lampoltshammer and E. Ferro, *The Multiple Life Cycles of
112 Open Data Creation and Use*, in: *The World of Open Data:
113 Concepts, Methods, Tools and Experiences*, Springer Interna-
114 tional Publishing, Cham, 2018, pp. 11–31. ISBN 978-3-319-
115 90850-2. doi:10.1007/978-3-319-90850-2_2.

- [66] L.C.B. Martins, M.C. Victorino, M. Holanda, G. Ghinea and T.M. Grønli, UnBGOLD: UnB government open linked data: semantic enrichment of open data tool, in: *Proceedings of the 10th International Conference on Management of Digital EcoSystems (MEDES '18)*, K. Peffers, M. Rothenberger and B. Kuechler, eds, ACM, New York, USA, 2018, pp. 1–6. doi:10.1145/3281375.3281394.
- [67] M. Buranarach, P. Krataithong, S. Hinsheran, S. Ruengitnunun and S. Thepchai, A Scalable Framework for Creating Open Government Data Services from Open Government Data Catalog, in: *Proceedings of the 9th International Conference on Management of Digital EcoSystems (MEDES '17)*, 2017. doi:10.1145/3167020.3167021.
- [68] E. Klein, A. Gschwend and A.C. Neuron, Towards a Linked Data Publishing Methodology, in: *Conference for E-Democracy and Open Government (CeDEM)*, 2016, pp. 188–196. doi:10.1109/CeDEM.2016.12.
- [69] S. Kim, I. Berlocher and T. Lee, RDF based Linked Open Data Management as a DaaS Platform, in: *International Conference on Big Data, Small Data, Linked Data and Open Data*, International Academy, Research, and Industry Association, 2015, pp. 58–61.
- [70] A.C.N. Ngomo, S. Auer, J. Lehmann and A. Zaveri, *Introduction to linked data and its lifecycle on the web*, in: *Reasoning Web International Summer School, Lecture Notes in Computer Science, vol 8714*, M.K. et al, ed., Springer, Cham, 2014, pp. 1–99. doi:10.1007/978-3-319-10587-1_1.
- [71] H.S. Al-Khalifa, A Lightweight Approach to Semantify Saudi Open Government Data, in: *16th International Conference on Network-Based Information Systems*, 2013, pp. 594–596. doi:10.1109/NBIS.2013.99.
- [72] M. Kaschesky and L. Selmi, Fusepool R5 linked data framework: concepts, methodologies, and tools for linked data, in: *Proceedings of the 14th Annual International Conference on Digital Government Research (dg.o '13)*, 2013, pp. 156–165. doi:10.1145/2479724.2479748.
- [73] S. Sorrentino, S. Bergamaschi, E. Fusari and D. Beneventano, *Semantic Annotation and Publication of Linked Open Data*, in: *Computational Science and Its Applications – ICCSA 2013. Lecture Notes in Computer Science, vol 7975*, B.M. et al., ed., Springer, Berlin, Heidelberg, 2013, pp. 462–474. doi:10.1007/978-3-642-39640-3_34.
- [74] V. Janev, U. Milošević, M. Spasić, S. Vraneš, J. Milojković and B. B. Jireček, Integrating Serbian public data into the LOD cloud, in: *Proceedings of the Fifth Balkan Conference in Informatics (BCI '12)*, 2012, pp. 94–99. doi:10.1145/2371316.2371335.
- [75] L. Ding, V. Peristeras and M. Hausenblas, Linked Open Government Data [Guest editors' introduction], *IEEE Intelligent Systems* **27**(3) (2012), 11–15.
- [76] P. de Klerk, Linked open government data, Master's thesis, TU Delft, the Netherlands, 2011. <http://resolver.tudelft.nl/uu/id:0b59e5db-72ee-460e-bad6-63912f5238c0>.
- [77] B. Villazón-Terrazas, L.M. Vilches-Blázquez, O. Corcho and A. Gómez-Pérez, *Methodological Guidelines for Publishing Government Linked Data*, in: *Linking Government Data*, B.M. et al., ed., Springer, New York, NY, 2011, pp. 3–26. doi:10.1007/978-1-4614-1767-5_2.
- [78] P. Salas, J. Viterbo, K. Breitman and M.A. Casanova, *StdTrip: Promoting the Reuse of Standard Vocabularies in Open Government Data*, in: *Linking Government Data*, B.M. et al., ed., Springer, New York, NY, 2011, pp. 113–133. doi:10.1007/978-1-4614-1767-5_6.
- [79] B. Hyland and D. Wood, *The Joy of Data - A Cookbook for Publishing Linked Government Data on the Web*, in: *Linking Government Data*, B.M. et al., ed., Springer, New York, NY, 2011, pp. 27–49. doi:10.1007/978-1-4614-1767-5_1.
- [80] F. Cifuentes-Silva, C. Sifaqui and J.E. Labra-Gayo, Towards an architecture and adoption process for linked data technologies in open government contexts: a case study for the Library of Congress of Chile, in: *7th International Conference on Semantic Systems (I-Semantics '11)*, 2011, pp. 79–86. doi:10.1145/2063518.2063529.
- [81] A. Vetrò, L. Canova, M. Torchiano, C.O. Minotas, R. Iemma and F. Morando, Open data quality measurement framework: Definition and application to Open Government Data, *Government Information Quarterly* **33**(2) (2016), 325–337. doi:https://doi.org/10.1016/j.giq.2016.02.001. <http://www.sciencedirect.com/science/article/pii/S0740624X16300132>.
- [82] W3C, Cool URIs for the Semantic Web, 2008. <https://www.w3.org/TR/cooluris/>.
- [83] J. Sequeda, F. Priyatna and B. Villazón-Terrazas, Relational Database to RDF Mapping Patterns, in: *Proceedings of the 3rd International Conference on Ontology Patterns - Volume 929, WOP'12*, CEUR-WS.org, Aachen, DEU, 2012, pp. 97–108–.
- [84] A. Zuiderwijk, K. Jeffery and M. Janssen, The Potential of Metadata for Linked Open Data and its Value for Users and Publishers, *JeDEM - eJournal of eDemocracy and Open Government* **4**(2) (2012), 222–244. doi:10.29379/jedem.v4i2.138. <https://www.jedem.org/index.php/jedem/article/view/138>.
- [85] B.E. Penteado, I.I. Bittencourt and S. Isotani, Análise exploratória sobre a abertura de dados educacionais no Brasil: como torná-los prontos para o ecossistema da Web?, *Revista Brasileira de Informática na Educação* **27**(01) (2019), 175. doi:10.5753/rbie.2019.27.01.175. <https://www.br-ie.org/pub/index.php/rbie/article/view/7801>.
- [86] A.R. Hevner, S.T. March, J. Park and S. Ram, Design science in information systems research, *Management Information Systems Quarterly* **28**(1) (2004), 75–105. doi:10.2307/25148625.
- [87] K. Peffers, M. Rothenberger, T. Tuunanen and R. Vaezi, Design Science Research Evaluation, in: *International Conference on Design Science Research in Information Systems*, K. Peffers, M. Rothenberger and B. Kuechler, eds, Springer, Berlin, Heidelberg, 2012, pp. 398–410. doi:10.1007/978-3-642-29863-9_29.
- [88] A. Even and G. Shankaranarayanan, Utility Cost Perspectives in Data Quality Management, *Journal of Computer Information Systems* **50**(2) (2009), 127–135. doi:10.1080/08874417.2009.11645391.
- [89] N. Arndt, P. Naumann, N. Radtke, M. Martin and E. Marx, Decentralized Collaborative Knowledge Management Using Git, *Journal of Web Semantics* **54** (2019), 29–47, Managing the Evolution and Preservation of the Data Web. doi:https://doi.org/10.1016/j.websem.2018.08.002. <http://www.sciencedirect.com/science/article/pii/S1570826818300416>.
- [90] R. Taelman, M. Vander Sande and R. Verborgh, OSTRICH: Versioned Random-Access Triple Store, in: *Companion Proceedings of the The Web Conference 2018, WWW '18*, International World Wide Web Conferences Steering Committee,

1 Republic and Canton of Geneva, CHE, 2018, pp. 127–130–.
 2 ISBN 9781450356404. doi:10.1145/3184558.3186960.

3 [91] M. Graube, S. Hensel and L. Urbas, Open Semantic Revision
 4 Control with R43ples: Extending SPARQL to Access
 5 Revisions of Named Graphs, in: *Proceedings of the 12th
 6 International Conference on Semantic Systems, SEMAN-
 7 TiCS 2016*, Association for Computing Machinery, New
 8 York, NY, USA, 2016, pp. 49–56–. ISBN 9781450347525.
 9 doi:10.1145/2993318.2993336.

10 [92] P. Meinhardt, M. Knuth and H. Sack, TailR: A Platform for
 11 Preserving History on the Web of Data, in: *Proceedings of
 12 the 11th International Conference on Semantic Systems, SE-
 13 MANTICS '15*, Association for Computing Machinery, New
 14 York, NY, USA, 2015, pp. 57–64–. ISBN 9781450334624.
 15 doi:10.1145/2814864.2814875.

16 [93] E. Mansour, A.V. Samba, S. Hawke, M. Zereba, S. Capadisli,
 17 A. Ghanem, A. Aboulmaga and T. Berners-Lee, A Demonstration
 18 of the Solid Platform for Social Web Applications, in:
 19 *Proceedings of the 25th International Conference Companion
 20 on World Wide Web, WWW '16 Companion*, International
 21 World Wide Web Conferences Steering Committee, Republic
 22 and Canton of Geneva, CHE, 2016, pp. 223–226–. ISBN
 23 9781450341448. doi:10.1145/2872518.2890529.

24 [94] S. Capadisli, A. Guy, C. Lange, S. Auer, A. Samba and
 25 T. Berners-Lee, Linked Data Notifications: A Resource-
 26 Centric Communication Protocol, in: *The Semantic Web*,
 27 E. Blomqvist, D. Maynard, A. Gangemi, R. Hoekstra, P. Hitzler
 28 and O. Hartig, eds, Springer International Publishing,
 29 Cham, 2017, pp. 537–553. ISBN 978-3-319-58068-5.

30 [95] N. Arndt, K. Junghanns, R. Meissner, P. Frischmuth,
 31 N. Radtke, M. Frommhold and M. Martin, Structured Feed-
 32 back - A Distributed Protocol for Feedback and Patches on the
 33 Web of Data, in: *Proceedings of the 25th International Con-
 34 ference Companion on World Wide Web, WWW '16 Com-
 35 panion*, International World Wide Web Conferences Steering
 36 Committee, 2016. <http://ceur-ws.org/Vol-1593/article-02.pdf>.

37 [96] B.E. Penteado, I.I. Bittencourt and S. Isotani, Metaprocesso
 38 para transformação de dados educacionais em dados conecta-
 39 dos, in: *Brazilian Symposium on Computers in Education*,
 40 2019, pp. 1601–1610. doi:10.5753/cbie.sbie.2019.1601.

41 [97] T.M. Yang and Y.J. Wu, Examining the socio-technical deter-
 42 minants influencing government agencies' open data publica-
 43 tion: A study in Taiwan, *Government Information Quarterly*
 44 **33**(3) (2016), 378–392. doi:10.1016/j.giq.2016.05.003.

45 [98] K. Forsberg and H. Mooz, The Relationship of
 46 System Engineering to the Project Cycle, *Engineering
 47 Management Journal* **4**(3) (1992), 36–43.
 48 doi:10.1080/10429247.1992.11414684.

49 [99] T. Berners-Lee, Relational Databases on the Semantic Web,
 50 1998. <https://www.w3.org/DesignIssues/RDB-RDF.html>.

51 [100] G. Fu, FCA based ontology development for data integration,
Information Processing & Management **52**(5) (2016), 765–
 782. doi:10.1016/j.ipm.2016.02.003.

[101] A. Pivk, Automatic ontology generation from web tabular
 structures, *AI Communications* **19**(1) (2006), 83–85.

[102] M.C. Pattuelli, A. Provo and H. Thorsen, Ontology
 Building for Linked Open Data: A Pragmatic Perspective,
Journal of Library Metadata **15**(3) (2016), 265–294.
 doi:10.1080/19386389.2015.1099979.

[103] L.S. de Oliveira Araújo, M.T. Santos and D.A. Silva, The
 Brazilian Federal Budget Ontology: A Semantic Web Case
 of Public Open Data, in *MEDES '15*, Association for Com-
 puting Machinery, New York, NY, USA, 2015, pp. 85–89–.
 ISBN 9781450334808. doi:10.1145/2857218.2857232.

[104] S. Tramp, P. Frischmuth, T. Ermilov, S. Shekarpour and
 S. Auer, An Architecture of a Distributed Semantic Social
 Network, *Semantic Web Journal* **5**(1) (2014), 75–95.
 doi:https://doi.org/10.3233/SW-2012-0082.